

# OPEN -- Overall Stage Results

## ASTeV Mainhattan 200

Printed November 19, 2005 at 15:45



### Stage 1 -- Stage 1

	<b>PTS</b>	<b>TIME</b>	<b>HIT FACTOR</b>	<b>STAGE POINTS</b>	<b>STAGE PERCENT</b>	<b>COMPETITOR # Name</b>
1	67	5,02	13,3466	80,0000	100,00	36 Kummer, Patrick
2	67	5,26	12,7376	76,3498	95,44	3 Thomas, Stefan
3	65	5,23	12,4283	74,4956	93,12	1 Wilda, Christian
4	66	5,77	11,4385	68,5626	85,70	22 Schulte, Andreas
5	60	5,25	11,4286	68,5032	85,63	21 Nothnagel, Nils
6	77	6,97	11,0473	66,2181	82,77	42 Lemke, Klaus
7	69	6,78	10,1770	61,0012	76,25	7 Borchardt, Dirk
8	50	5,18	9,6525	57,8574	72,32	20 Reibl, Timo
9	75	8,38	8,9499	53,6459	67,06	15 Knapstein, Paul
10	63	8,44	7,4645	44,7422	55,93	23 Schulte, Nico
11	73	10,10	7,2277	43,3232	54,15	24 Krauss, Michael
12	71	10,11	7,0227	42,0946	52,62	33 Mueller, Uli
13	73	12,72	5,7390	34,3997	43,00	11 Wohlschloegel, Andreas

# STANDARD -- Overall Stage Results

## ASTeV Mainhattan 200

Printed November 19, 2005 at 15:45




### Stage 1 -- Stage 1

	<b>PTS</b>	<b>TIME</b>	<b>HIT FACTOR</b>	<b>STAGE POINTS</b>	<b>STAGE PERCENT</b>	<b>COMPETITOR # Name</b>
1	64	5,14	12,4514	80,0000	100,00	17 Midgley, Gregory
2	69	7,18	9,6100	61,7444	77,18	28 Walter, Michael
3	64	9,68	6,6116	42,4793	53,10	5 Joaquin, Chris
4	58	10,08	5,7540	36,9692	46,21	13 Kirsch, Patrik
5	73	19,63	3,7188	23,8933	29,87	32 Mueller, Ralph
6	47	15,95	2,9467	18,9326	23,67	18 Reiter, Michael

# PRODUCTION -- Overall Stage Results

ASTeV Mainhattan 200

Printed November 19, 2005 at 15:45



## Stage 1 -- Stage 1

	<b>PTS</b>	<b>TIME</b>	<b>HIT FACTOR</b>	<b>STAGE POINTS</b>	<b>STAGE PERCENT</b>	<b>COMPETITOR # Name</b>
1	68	6,06	11,2211	80,0000	100,00	39 Jesch, Rado
2	62	5,72	10,8392	77,2768	96,60	41 Fabricius, Georg
3	72	7,10	10,1408	72,2983	90,37	14 Haben, Jörg
4	56	6,26	8,9457	63,7775	79,72	16 Lux, Oliver
5	72	8,93	8,0627	57,4824	71,85	27 Stief, Mathias
6	64	8,12	7,8818	56,1924	70,24	30 Hamm, Thomas
7	52	7,56	6,8783	49,0383	61,30	37 von der Tann, Joachim
8	64	9,47	6,7582	48,1819	60,23	31 Fickinger, Tilo
9	64	10,79	5,9314	42,2875	52,86	4 Wohlmut, Markus
10	58	10,58	5,4820	39,0837	48,85	38 Lehmann, Stephan
11	78	14,47	5,3905	38,4308	48,04	35 Biereigel, Thomas
12	60	13,60	4,4118	31,4533	39,32	34 Krueger, Donald
13	26	7,45	3,4899	24,8812	31,10	2 Lautenschlager, Michael

# OPEN -- Overall Stage Results

## ASTeV Mainhattan 200

Printed November 19, 2005 at 15:45



### Stage 2 -- Stage 2

	<b>PTS</b>	<b>TIME</b>	<b>HIT FACTOR</b>	<b>STAGE POINTS</b>	<b>STAGE PERCENT</b>	<b>COMPETITOR # Name</b>
1	73	5,43	13,4438	80,0000	100,00	3 Thomas, Stefan
2	72	5,44	13,2353	78,7591	98,45	20 Reibl, Timo
3	73	5,68	12,8521	76,4789	95,60	36 Kummer, Patrick
4	76	6,09	12,4795	74,2614	92,83	22 Schulte, Andreas
5	58	5,08	11,4173	67,9409	84,93	1 Wilda, Christian
6	74	6,93	10,6782	63,5427	79,43	7 Borchardt, Dirk
7	76	7,16	10,6145	63,1637	78,95	42 Lemke, Klaus
8	76	7,49	10,1469	60,3808	75,48	15 Knapstein, Paul
9	70	7,43	9,4213	56,0630	70,08	23 Schulte, Nico
10	55	6,06	9,0759	54,0079	67,51	21 Nothnagel, Nils
11	72	9,02	7,9823	47,4999	59,37	24 Krauss, Michael
12	75	10,67	7,0291	41,8277	52,28	11 Wohlschloegel, Andreas
13	42	8,40	5,0000	29,7534	37,19	33 Mueller, Uli

# STANDARD -- Overall Stage Results

## ASTeV Mainhattan 200

Printed November 19, 2005 at 15:45



### Stage 2 -- Stage 2

	<b>PTS</b>	<b>TIME</b>	<b>HIT FACTOR</b>	<b>STAGE POINTS</b>	<b>STAGE PERCENT</b>	<b>COMPETITOR # Name</b>
1	74	5,46	13,5531	80,0000	100,00	17 Midgley, Gregory
2	72	7,43	9,6904	57,1998	71,50	5 Joaquin, Chris
3	76	7,85	9,6815	57,1472	71,43	28 Walter, Michael
4	62	7,65	8,1046	47,8389	59,80	13 Kirsch, Patrik
5	76	14,93	5,0904	30,0472	37,56	32 Mueller, Ralph
6	52	15,72	3,3079	19,5255	24,41	18 Reiter, Michael

# PRODUCTION -- Overall Stage Results

ASTeV Mainhattan 200

Printed November 19, 2005 at 15:45



## Stage 2 -- Stage 2

	<b>PTS</b>	<b>TIME</b>	<b>HIT FACTOR</b>	<b>STAGE POINTS</b>	<b>STAGE PERCENT</b>	<b>COMPETITOR # Name</b>
1	70	5,52	12,6812	80,0000	100,00	14 Haben, Jörg
2	66	5,65	11,6814	73,6930	92,12	41 Fabricius, Georg
3	70	6,50	10,7692	67,9385	84,92	37 von der Tann, Joachim
4	68	6,91	9,8408	62,0815	77,60	2 Lautenschlager, Michael
5	68	7,21	9,4313	59,4983	74,37	39 Jesch, Rado
6	61	7,59	8,0369	50,7013	63,38	16 Lux, Oliver
7	72	9,46	7,6110	48,0145	60,02	4 Wohlmuth, Markus
8	66	8,94	7,3826	46,5733	58,22	38 Lehmann, Stephan
9	78	10,80	7,2222	45,5619	56,95	27 Stief, Mathias
10	56	9,69	5,7792	36,4582	45,57	31 Fickinger, Tilo
11	74	14,16	5,2260	32,9685	41,21	35 Biereigel, Thomas
12	76	15,61	4,8687	30,7144	38,39	34 Krueger, Donald
13	9	7,40	1,2162	7,6726	9,59	30 Hamm, Thomas

# OPEN -- Overall Stage Results

## ASTeV Mainhattan 200

Printed November 19, 2005 at 15:45



### Stage 3 -- Stage 3

	<b>PTS</b>	<b>TIME</b>	<b>HIT FACTOR</b>	<b>STAGE POINTS</b>	<b>STAGE PERCENT</b>	<b>COMPETITOR # Name</b>
1	81	7,57	10,7001	90,0000	100,00	21 Nothnagel, Nils
2	68	7,72	8,8083	74,0875	82,32	1 Wilda, Christian
3	85	10,15	8,3744	70,4379	78,26	42 Lemke, Klaus
4	74	9,86	7,5051	63,1260	70,14	7 Borchardt, Dirk
5	48	6,97	6,8867	57,9244	64,36	36 Kummer, Patrick
6	80	11,63	6,8788	57,8580	64,29	20 Reibl, Timo
7	80	11,88	6,7340	56,6405	62,93	23 Schulte, Nico
8	81	13,97	5,7981	48,7688	54,19	11 Wohlschloegel, Andreas
9	69	12,55	5,4980	46,2444	51,38	15 Knapstein, Paul
10	75	14,90	5,0336	42,3378	47,04	24 Krauss, Michael
11	39	8,41	4,6373	39,0052	43,34	22 Schulte, Andreas
12	71	17,25	4,1159	34,6196	38,47	33 Mueller, Uli
13	67	19,99	3,3517	28,1913	31,32	3 Thomas, Stefan

# STANDARD -- Overall Stage Results

## ASTeV Mainhattan 200

Printed November 19, 2005 at 15:45




### Stage 3 -- Stage 3

	<b>PTS</b>	<b>TIME</b>	<b>HIT FACTOR</b>	<b>STAGE POINTS</b>	<b>STAGE PERCENT</b>	<b>COMPETITOR # Name</b>
1	73	13,91	5,2480	90,0000	100,00	17 Midgley, Gregory
2	53	11,03	4,8051	82,4038	91,56	28 Walter, Michael
3	77	16,18	4,7590	81,6129	90,68	18 Reiter, Michael
4	57	14,68	3,8828	66,5879	73,99	32 Mueller, Ralph
5	58	16,80	3,4524	59,2060	65,78	13 Kirsch, Patrik
6	64	21,41	2,9893	51,2637	56,96	5 Joaquin, Chris

# PRODUCTION -- Overall Stage Results

ASTeV Mainhattan 200

Printed November 19, 2005 at 15:45



## Stage 3 -- Stage 3

	<b>PTS</b>	<b>TIME</b>	<b>HIT FACTOR</b>	<b>STAGE POINTS</b>	<b>STAGE PERCENT</b>	<b>COMPETITOR # Name</b>
1	82	10,16	8,0709	90,0000	100,00	39 Jesch, Rado
2	74	10,34	7,1567	79,8056	88,67	41 Fabricius, Georg
3	76	10,90	6,9725	77,7516	86,39	14 Haben, Jörg
4	70	12,22	5,7283	63,8777	70,98	27 Stief, Mathias
5	70	13,24	5,2870	58,9566	65,51	37 von der Tann, Joachim
6	86	18,22	4,7201	52,6347	58,48	4 Wohlmuth, Markus
7	49	14,42	3,3981	37,8925	42,10	38 Lehmann, Stephan
8	46	14,17	3,2463	36,2001	40,22	2 Lautenschlager, Michael
9	51	17,72	2,8781	32,0944	35,66	34 Krueger, Donald
10	56	21,66	2,5854	28,8305	32,03	31 Fickinger, Tilo
11	33	14,61	2,2587	25,1876	27,99	16 Lux, Oliver
12	33	23,48	1,4055	15,6725	17,41	35 Biereigel, Thomas
13	4	16,39	0,2441	2,7215	3,02	30 Hamm, Thomas

# OPEN -- Overall Stage Results

## ASTeV Mainhattan 200

Printed November 19, 2005 at 15:45



### Stage 4 -- Stage 4

	<b>PTS</b>	<b>TIME</b>	<b>HIT FACTOR</b>	<b>STAGE POINTS</b>	<b>STAGE PERCENT</b>	<b>COMPETITOR # Name</b>
1	43	3,31	12,9909	45,0000	100,00	1 Wilda, Christian
2	40	3,58	11,1732	38,7034	86,01	3 Thomas, Stefan
3	41	3,73	10,9920	38,0756	84,61	22 Schulte, Andreas
4	41	3,98	10,3015	35,6839	79,30	36 Kummer, Patrick
5	37	3,97	9,3199	32,2837	71,74	20 Reibl, Timo
6	45	4,84	9,2975	32,2062	71,57	7 Borchardt, Dirk
7	43	5,05	8,5149	29,4951	65,54	42 Lemke, Klaus
8	39	5,25	7,4286	25,7322	57,18	23 Schulte, Nico
9	39	5,30	7,3585	25,4895	56,64	15 Knapstein, Paul
10	40	6,38	6,2696	21,7176	48,26	11 Wohlschloegel, Andreas
11	21	3,90	5,3846	18,6521	41,45	21 Nothnagel, Nils
12	38	10,14	3,7475	12,9813	28,85	24 Krauss, Michael
13	21	6,06	3,4653	12,0038	26,68	33 Mueller, Uli

# STANDARD -- Overall Stage Results

## ASTeV Mainhattan 200

Printed November 19, 2005 at 15:45




### Stage 4 -- Stage 4

	<b>PTS</b>	<b>TIME</b>	<b>HIT FACTOR</b>	<b>STAGE POINTS</b>	<b>STAGE PERCENT</b>	<b>COMPETITOR # Name</b>
1	39	3,83	10,1828	45,0000	100,00	17 Midgley, Gregory
2	43	6,32	6,8038	30,0675	66,82	32 Mueller, Ralph
3	38	5,64	6,7376	29,7750	66,17	18 Reiter, Michael
4	31	6,60	4,6970	20,7570	46,13	13 Kirsch, Patrik
5	33	7,75	4,2581	18,8174	41,82	5 Joaquin, Chris
6	30	7,21	4,1609	18,3879	40,86	28 Walter, Michael

# PRODUCTION -- Overall Stage Results

ASTeV Mainhattan 200

Printed November 19, 2005 at 15:45



## Stage 4 -- Stage 4

	<b>PTS</b>	<b>TIME</b>	<b>HIT FACTOR</b>	<b>STAGE POINTS</b>	<b>STAGE PERCENT</b>	<b>COMPETITOR # Name</b>
1	41	4,07	10,0737	45,0000	100,00	39 Jesch, Rado
2	41	4,52	9,0708	40,5199	90,04	41 Fabricius, Georg
3	45	5,31	8,4746	37,8566	84,13	2 Lautenschlager, Michael
4	39	4,64	8,4052	37,5465	83,44	14 Haben, Jörg
5	37	5,30	6,9811	31,1852	69,30	16 Lux, Oliver
6	43	6,48	6,6358	29,6426	65,87	4 Wohlmuth, Markus
7	35	5,81	6,0241	26,9101	59,80	27 Stief, Mathias
8	22	4,30	5,1163	22,8548	50,79	37 von der Tann, Joachim
9	29	6,66	4,3544	19,4512	43,22	38 Lehmann, Stephan
10	32	8,04	3,9801	17,7794	39,51	35 Biereigel, Thomas
11	27	7,79	3,4660	15,4828	34,41	34 Krueger, Donald
12	18	6,59	2,7314	12,2014	27,11	31 Fickinger, Tilo
13	19	9,51	1,9979	8,9248	19,83	30 Hamm, Thomas

# OPEN -- Overall Stage Results

## ASTeV Mainhattan 200

Printed November 19, 2005 at 15:45



### Stage 5 -- Stage 5

	<b>PTS</b>	<b>TIME</b>	<b>HIT FACTOR</b>	<b>STAGE POINTS</b>	<b>STAGE PERCENT</b>	<b>COMPETITOR # Name</b>
1	152	9,48	16,0338	160,0000	100,00	1 Wilda, Christian
2	150	10,17	14,7493	147,1821	91,99	22 Schulte, Andreas
3	144	9,89	14,5602	145,2951	90,81	36 Kummer, Patrick
4	145	9,99	14,5145	144,8396	90,52	21 Nothnagel, Nils
5	142	9,95	14,2714	142,4131	89,01	20 Reibl, Timo
6	153	11,89	12,8680	128,4087	80,26	42 Lemke, Klaus
7	141	11,69	12,0616	120,3620	75,23	7 Borchardt, Dirk
8	153	13,07	11,7062	116,8155	73,01	3 Thomas, Stefan
9	146	13,34	10,9445	109,2149	68,26	23 Schulte, Nico
10	143	13,12	10,8994	108,7645	67,98	15 Knapstein, Paul
11	145	15,81	9,1714	91,5210	57,20	11 Wohlschloegel, Andreas
12	149	17,40	8,5632	85,4519	53,41	33 Mueller, Uli
13	150	21,45	6,9930	69,7829	43,61	24 Krauss, Michael

# STANDARD -- Overall Stage Results

## ASTeV Mainhattan 200

Printed November 19, 2005 at 15:45



### Stage 5 -- Stage 5

	<b>PTS</b>	<b>TIME</b>	<b>HIT FACTOR</b>	<b>STAGE POINTS</b>	<b>STAGE PERCENT</b>	<b>COMPETITOR # Name</b>
1	147	10,85	13,5484	160,0000	100,00	17 Midgley, Gregory
2	142	13,82	10,2750	121,3424	75,84	28 Walter, Michael
3	137	15,54	8,8160	104,1123	65,07	5 Joaquin, Chris
4	134	19,51	6,8683	81,1110	50,69	13 Kirsch, Patrik
5	135	22,07	6,1169	72,2377	45,15	18 Reiter, Michael
6	151	24,69	6,1158	72,2251	45,14	32 Mueller, Ralph

# PRODUCTION -- Overall Stage Results

ASTeV Mainhattan 200

Printed November 19, 2005 at 15:45



## Stage 5 -- Stage 5

	<b>PTS</b>	<b>TIME</b>	<b>HIT FACTOR</b>	<b>STAGE POINTS</b>	<b>STAGE PERCENT</b>	<b>COMPETITOR # Name</b>
1	150	10,80	13,8889	160,0000	100,00	14 Haben, Jörg
2	152	12,30	12,3577	142,3610	88,98	37 von der Tann, Joachim
3	132	11,16	11,8280	136,2581	85,16	41 Fabricius, Georg
4	140	13,27	10,5501	121,5373	75,96	16 Lux, Oliver
5	134	13,45	9,9628	114,7717	71,73	39 Jesch, Rado
6	124	14,73	8,4182	96,9776	60,61	27 Stief, Mathias
7	148	17,94	8,2497	95,0368	59,40	4 Wohlmuth, Markus
8	126	16,46	7,6549	88,1847	55,12	38 Lehmann, Stephan
9	142	19,12	7,4268	85,5565	53,47	34 Krueger, Donald
10	93	12,83	7,2486	83,5043	52,19	2 Lautenschlager, Michael
11	109	15,53	7,0187	80,8551	50,53	31 Fickinger, Tilo
12	156	22,83	6,8331	78,7175	49,20	35 Biereigel, Thomas
13	130	20,91	6,2171	71,6212	44,76	30 Hamm, Thomas

# OPEN -- Overall Stage Results

## ASTeV Mainhattan 200

Printed November 19, 2005 at 15:45



### Stage 6 -- Stage 6

	<b>PTS</b>	<b>TIME</b>	<b>HIT FACTOR</b>	<b>STAGE POINTS</b>	<b>STAGE PERCENT</b>	<b>COMPETITOR # Name</b>
1	120	16,25	7,3846	135,0000	100,00	21 Nothnagel, Nils
2	130	17,93	7,2504	132,5467	98,18	42 Lemke, Klaus
3	118	16,59	7,1127	130,0294	96,32	1 Wilda, Christian
4	105	14,91	7,0423	128,7412	95,36	36 Kummer, Patrick
5	102	14,90	6,8456	125,1468	92,70	20 Reibl, Timo
6	124	19,45	6,3753	116,5488	86,33	3 Thomas, Stefan
7	127	20,79	6,1087	111,6748	82,72	15 Knapstein, Paul
8	95	16,00	5,9375	108,5449	80,40	22 Schulte, Andreas
9	105	20,42	5,1420	94,0025	69,63	7 Borchardt, Dirk
10	101	24,01	4,2066	76,9016	56,96	11 Wohlschloegel, Andreas
11	99	25,55	3,8748	70,8354	52,47	24 Krauss, Michael
12	69	22,29	3,0956	56,5907	41,92	23 Schulte, Nico
13	66	31,49	2,0959	38,3157	28,38	33 Mueller, Uli

# STANDARD -- Overall Stage Results

## ASTeV Mainhattan 200

Printed November 19, 2005 at 15:45




### Stage 6 -- Stage 6

	<b>PTS</b>	<b>TIME</b>	<b>HIT FACTOR</b>	<b>STAGE POINTS</b>	<b>STAGE PERCENT</b>	<b>COMPETITOR # Name</b>
1	125	16,54	7,5574	135,0000	100,00	17 Midgley, Gregory
2	111	23,33	4,7578	84,9899	62,96	13 Kirsch, Patrik
3	77	24,88	3,0949	55,2840	40,95	28 Walter, Michael
4	108	35,46	3,0457	54,4057	40,30	18 Reiter, Michael
5	72	24,38	2,9532	52,7543	39,08	5 Joaquin, Chris
6	91	35,32	2,5764	46,0235	34,09	32 Mueller, Ralph

# PRODUCTION -- Overall Stage Results

ASTeV Mainhattan 200

Printed November 19, 2005 at 15:45




## Stage 6 -- Stage 6

	<b>PTS</b>	<b>TIME</b>	<b>HIT FACTOR</b>	<b>STAGE POINTS</b>	<b>STAGE PERCENT</b>	<b>COMPETITOR # Name</b>
1	119	17,20	6,9186	135,0000	100,00	37 von der Tann, Joachim
2	119	18,62	6,3910	124,7046	92,37	14 Haben, Jörg
3	109	18,56	5,8728	114,5945	84,88	41 Fabricius, Georg
4	100	17,82	5,6117	109,4983	81,11	39 Jesch, Rado
5	97	20,24	4,7925	93,5140	69,27	16 Lux, Oliver
6	99	21,09	4,6942	91,5954	67,85	2 Lautenschlager, Michael
7	105	26,04	4,0323	78,6799	58,28	27 Stief, Mathias
8	93	24,80	3,7500	73,1723	54,20	38 Lehmann, Stephan
9	106	29,74	3,5642	69,5473	51,52	35 Biereigel, Thomas
10	102	31,46	3,2422	63,2640	46,86	34 Krueger, Donald
11	115	40,87	2,8138	54,9046	40,67	4 Wohlmuth, Markus
12	71	26,15	2,7151	52,9788	39,24	30 Hamm, Thomas
13	62	36,67	1,6908	32,9910	24,44	31 Fickinger, Tilo

# OPEN -- Overall Stage Results

## ASTeV Mainhattan 200

Printed November 19, 2005 at 15:45



### Stage 7 -- Stage 7

	<b>PTS</b>	<b>TIME</b>	<b>HIT FACTOR</b>	<b>STAGE POINTS</b>	<b>STAGE PERCENT</b>	<b>COMPETITOR # Name</b>
1	143	9,89	14,4590	160,0000	100,00	21 Nothnagel, Nils
2	145	10,40	13,9423	154,2819	96,43	36 Kummer, Patrick
3	154	11,68	13,1849	145,9010	91,19	1 Wilda, Christian
4	144	11,05	13,0317	144,2050	90,13	22 Schulte, Andreas
5	129	11,10	11,6216	128,6018	80,38	20 Reibl, Timo
6	154	13,98	11,0157	121,8972	76,19	3 Thomas, Stefan
7	159	14,66	10,8458	120,0172	75,01	42 Lemke, Klaus
8	97	11,17	8,6840	96,0946	60,06	7 Borchardt, Dirk
9	143	17,29	8,2707	91,5211	57,20	23 Schulte, Nico
10	127	16,65	7,6276	84,4053	52,75	11 Wohlschloegel, Andreas
11	152	22,82	6,6608	73,7069	46,07	24 Krauss, Michael
12	106	18,53	5,7205	63,3010	39,56	33 Mueller, Uli
13	88	17,71	4,9689	54,9850	34,37	15 Knapstein, Paul

# STANDARD -- Overall Stage Results

## ASTeV Mainhattan 200

Printed November 19, 2005 at 15:45




### Stage 7 -- Stage 7

	<b>PTS</b>	<b>TIME</b>	<b>HIT FACTOR</b>	<b>STAGE POINTS</b>	<b>STAGE PERCENT</b>	<b>COMPETITOR # Name</b>
1	151	11,66	12,9503	160,0000	100,00	17 Midgley, Gregory
2	142	16,39	8,6638	107,0412	66,90	13 Kirsch, Patrik
3	144	18,75	7,6800	94,8861	59,30	5 Joaquin, Chris
4	154	22,70	6,7841	83,8178	52,39	28 Walter, Michael
5	137	26,15	5,2390	64,7277	40,45	18 Reiter, Michael
6	157	30,78	5,1007	63,0192	39,39	32 Mueller, Ralph

# PRODUCTION -- Overall Stage Results

ASTeV Mainhattan 200

Printed November 19, 2005 at 15:45



## Stage 7 -- Stage 7

	<b>PTS</b>	<b>TIME</b>	<b>HIT FACTOR</b>	<b>STAGE POINTS</b>	<b>STAGE PERCENT</b>	<b>COMPETITOR # Name</b>
1	144	12,98	11,0940	160,0000	100,00	37 von der Tann, Joachim
2	133	12,00	11,0833	159,8463	99,90	41 Fabricius, Georg
3	136	12,33	11,0300	159,0772	99,42	14 Haben, Jörg
4	144	13,62	10,5727	152,4817	95,30	39 Jesch, Rado
5	148	14,23	10,4006	149,9992	93,75	16 Lux, Oliver
6	146	18,55	7,8706	113,5118	70,94	27 Stief, Mathias
7	142	18,48	7,6840	110,8201	69,26	31 Fickinger, Tilo
8	146	19,68	7,4187	106,9941	66,87	4 Wohlmut, Markus
9	109	16,11	6,7660	97,5805	60,99	2 Lautenschlager, Michael
10	150	22,56	6,6489	95,8924	59,93	34 Krueger, Donald
11	148	23,15	6,3931	92,2025	57,63	35 Biereigel, Thomas
12	120	20,28	5,9172	85,3386	53,34	38 Lehmann, Stephan
13	107	19,43	5,5069	79,4224	49,64	30 Hamm, Thomas

# OPEN -- Overall Stage Results

## ASTeV Mainhattan 200

Printed November 19, 2005 at 15:45



### Stage 8 -- Stage 8

	<b>PTS</b>	<b>TIME</b>	<b>HIT FACTOR</b>	<b>STAGE POINTS</b>	<b>STAGE PERCENT</b>	<b>COMPETITOR # Name</b>
1	142	12,36	11,4887	160,0000	100,00	21 Nothnagel, Nils
2	126	11,84	10,6419	148,2071	92,63	20 Reibl, Timo
3	128	12,56	10,1911	141,9288	88,71	1 Wilda, Christian
4	131	13,55	9,6679	134,6425	84,15	22 Schulte, Andreas
5	142	15,69	9,0504	126,0421	78,78	42 Lemke, Klaus
6	117	13,26	8,8235	122,8832	76,80	7 Borchardt, Dirk
7	135	15,72	8,5878	119,6001	74,75	36 Kummer, Patrick
8	134	16,78	7,9857	111,2149	69,51	3 Thomas, Stefan
9	141	20,89	6,7496	94,0006	58,75	11 Wohlschloegel, Andreas
10	139	21,87	6,3557	88,5149	55,32	15 Knapstein, Paul
11	117	19,06	6,1385	85,4896	53,43	23 Schulte, Nico
12	122	22,32	5,4660	76,1230	47,58	33 Mueller, Uli
13	111	21,67	5,1223	71,3369	44,59	24 Krauss, Michael

# STANDARD -- Overall Stage Results

## ASTeV Mainhattan 200

Printed November 19, 2005 at 15:45



### Stage 8 -- Stage 8

	<b>PTS</b>	<b>TIME</b>	<b>HIT FACTOR</b>	<b>STAGE POINTS</b>	<b>STAGE PERCENT</b>	<b>COMPETITOR # Name</b>
1	150	14,42	10,4022	160,0000	100,00	17 Midgley, Gregory
2	123	16,64	7,3918	113,6962	71,06	28 Walter, Michael
3	141	22,60	6,2389	95,9632	59,98	5 Joaquin, Chris
4	124	22,19	5,5881	85,9525	53,72	13 Kirsch, Patrik
5	149	27,83	5,3539	82,3507	51,47	18 Reiter, Michael
6	145	34,42	4,2127	64,7964	40,50	32 Mueller, Ralph

# PRODUCTION -- Overall Stage Results

ASTeV Mainhattan 200

Printed November 19, 2005 at 15:45



## Stage 8 -- Stage 8

	<b>PTS</b>	<b>TIME</b>	<b>HIT FACTOR</b>	<b>STAGE POINTS</b>	<b>STAGE PERCENT</b>	<b>COMPETITOR # Name</b>
1	134	15,23	8,7984	160,0000	100,00	41 Fabricius, Georg
2	138	15,72	8,7786	159,6400	99,77	39 Jesch, Rado
3	138	16,87	8,1802	148,7576	92,97	14 Haben, Jörg
4	128	16,35	7,8287	142,3663	88,98	37 von der Tann, Joachim
5	146	25,35	5,7594	104,7346	65,46	4 Wohlmut, Markus
6	142	25,03	5,6732	103,1674	64,48	35 Biereigel, Thomas
7	124	23,80	5,2101	94,7458	59,22	27 Stief, Mathias
8	103	19,84	5,1915	94,4084	59,01	16 Lux, Oliver
9	122	27,66	4,4107	80,2089	50,13	34 Krueger, Donald
10	96	21,83	4,3976	79,9710	49,98	2 Lautenschlager, Michael
11	88	20,50	4,2927	78,0628	48,79	38 Lehmann, Stephan
12	114	28,47	4,0042	72,8169	45,51	31 Fickinger, Tilo
13	104	30,28	3,4346	62,4586	39,04	30 Hamm, Thomas

# ASTeV Mainhattan 200

Printed November 19, 2005 at 15:45



## Disqualified Shooters

<u>No.</u>	<u>Name</u>
------------	-------------

19	Taylor, Richard
----	-----------------