

OPEN -- Overall Stage Results**SPRING BREAK 2006 Level III**

Printed April 23, 2006 at 19:45

**Stage 1 -- Halle C links**

	PTS	TIME	HIT FACTOR	STAGE POINTS	STAGE PERCENT	COMPETITOR # Name
1	43	8,70	4,9425	45,0000	100,00	89 Tran, Faj
2	44	9,69	4,5408	41,3421	91,87	93 Wallroth, Marion
3	41	9,69	4,2312	38,5233	85,61	97 Wilda, Christian
4	44	10,48	4,1985	38,2256	84,95	15 Brozio, Werner
5	44	10,86	4,0516	36,8881	81,97	2 Altmann, Markus
6	42	10,39	4,0423	36,8042	81,79	118 Risse, Thomas
7	43	10,71	4,0149	36,5546	81,23	81 Schulte, Nico
8	43	11,24	3,8256	34,8310	77,40	63 Müller, Kerstin
9	41	10,82	3,7893	34,5001	76,67	80 Schulte, Andreas
10	44	11,84	3,7162	33,8349	75,19	70 Rengart, Norbert
11	42	11,34	3,7037	33,7209	74,94	46 Lange, Bernd
12	41	11,33	3,6187	32,9471	73,22	30 Hoppegarten, Rainer
13	43	12,37	3,4762	31,6492	70,33	32 Ilc, Helmut
14	45	13,02	3,4562	31,4677	69,93	122 Schmidt, Bernd
15	38	11,19	3,3959	30,9184	68,71	53 Loerke, Juergen
16	42	12,50	3,3600	30,5916	67,98	120 Schindler, Reiner
17	44	13,27	3,3157	30,1887	67,09	69 Remek, Claudia
18	43	12,98	3,3128	30,1618	67,03	123 Schmidt, Jürgen
19	41	13,38	3,0643	27,8992	62,00	58 Malz, Kerstin
20	43	14,06	3,0583	27,8449	61,88	49 Lemke, Klaus
21	38	12,52	3,0351	27,6339	61,41	92 Vigl, Harald
22	43	14,38	2,9903	27,2253	60,50	10 Biesterfeld, Horst
23	44	15,01	2,9314	26,6892	59,31	128 Thieme, Olaf
24	42	14,77	2,8436	25,8900	57,53	102 Buchner, Juergen
25	41	15,13	2,7098	24,6722	54,83	6 Beck, Klaus
26	41	15,20	2,6974	24,5586	54,57	130 Voigt, Jürgen
27	42	15,87	2,6465	24,0955	53,55	140 Schweiger, Elisa
28	38	14,44	2,6316	23,9596	53,24	88 Toth-Pogats, Sandra
29	37	15,24	2,4278	22,1045	49,12	31 Hubmayer, Otto
30	28	12,59	2,2240	20,2486	45,00	28 Guenther, Reinhard
31	27	18,41	1,4666	13,3528	29,67	78 Smollich, Dieter
32	10	11,32	0,8834	8,0430	17,87	82 Schweiger, Dr. Ullrich
33	0	14,75	0,0000	0,0000	0,00	131 Weitzel, Axel

STANDARD -- Overall Stage Results

SPRING BREAK 2006 Level III

Printed April 23, 2006 at 19:45



Stage 1 -- Halle C links

	PTS	TIME	HIT FACTOR	STAGE POINTS	STAGE PERCENT	COMPETITOR # Name
1	42	9,96	4,2169	45,0000	100,00	39 Kneringer, Mario
2	39	9,96	3,9157	41,7857	92,86	16 Damm, Oliver
3	43	11,07	3,8844	41,4518	92,12	132 Bochinski, Thomas
4	44	11,33	3,8835	41,4424	92,09	5 Backstrom, Mats O.
5	45	11,69	3,8494	41,0791	91,29	57 Madsen, Bo Stampe
6	42	11,07	3,7940	40,4878	89,97	65 Pantzer, Bernd
7	41	11,21	3,6574	39,0302	86,73	29 Hagemann, Lars
8	38	10,42	3,6468	38,9169	86,48	34 Jensen, Ralf K.
9	45	12,84	3,5047	37,3999	83,11	52 Lindberg, Henrik
10	43	13,31	3,2307	34,4757	76,61	116 Piwonski, Knut
11	35	11,61	3,0146	32,1705	71,49	125 Soukup, Jan
12	43	14,68	2,9292	31,2583	69,46	126 Stettmisch, Rainer
13	37	12,98	2,8505	30,4193	67,60	83 Slama, Claus
14	36	12,68	2,8391	30,2974	67,33	68 Rauch, Richard
15	35	12,39	2,8249	30,1453	66,99	23 Gerstenberg, Ralf
16	39	14,31	2,7254	29,0836	64,63	7 Beier, Peter
17	39	14,31	2,7254	29,0836	64,63	48 Laukes, Karl
18	42	15,52	2,7062	28,8789	64,18	106 Hartmann, Axel
19	40	14,82	2,6991	28,8028	64,01	87 Terving, Armin
20	38	14,12	2,6912	28,7191	63,82	94 Waschkawitz, Lars
21	32	12,07	2,6512	28,2921	62,87	112 Kuse, Jens
22	37	13,99	2,6447	28,2232	62,72	12 Bonde, Thorben
23	33	12,52	2,6358	28,1276	62,51	111 Kühn, Ragnar
24	45	17,12	2,6285	28,0499	62,33	64 Niedermeyer, Andreas
25	37	14,10	2,6241	28,0030	62,23	54 Lozinski, Pavel
26	42	16,18	2,5958	27,7009	61,56	90 Uhlig, Matthias
27	33	12,94	2,5502	27,2146	60,48	84 Soedergren, Tine
28	42	16,61	2,5286	26,9837	59,96	60 Meyer, Heinz
29	39	15,56	2,5064	26,7472	59,44	1 Albrecht, Mario
30	31	12,97	2,3901	25,5061	56,68	44 Koependoerfer, Peter
31	37	15,62	2,3688	25,2780	56,17	71 Rittig, Claus
32	35	14,81	2,3633	25,2194	56,04	36 Glas, Anton
33	29	12,48	2,3237	24,7974	55,11	41 Koch, Jorgen
34	35	15,20	2,3026	24,5724	54,61	38 Klingberg, Anja
35	37	16,07	2,3024	24,5702	54,60	137 Adomeit, Frank
36	39	17,35	2,2478	23,9876	53,31	115 Marten, Bernd
37	39	17,47	2,2324	23,8229	52,94	95 Westerdorf, Petra
38	25	11,24	2,2242	23,7354	52,75	136 Ksycki, Andre
39	29	13,49	2,1497	22,9408	50,98	13 Bressous, Andreas
40	35	17,25	2,0290	21,6522	48,12	25 Gruenaug, Gerd
41	26	13,56	1,9174	20,4614	45,47	105 Fritsche, Lutz
42	31	18,11	1,7118	18,2669	40,59	96 Wiedemann, Kerstin
43	27	15,83	1,7056	18,2014	40,45	62 Mizuro, Maciej
44	28	17,87	1,5669	16,7208	37,16	51 Lilienthal, Sören
45	25	16,84	1,4846	15,8424	35,21	139 Haermand, Renate
46	16	11,99	1,3344	14,2404	31,65	75 Schieck, Peter

STANDARD -- Overall Stage Results

SPRING BREAK 2006 Level III

Printed April 23, 2006 at 19:45



Stage 1 -- Halle C links

	PTS	TIME	HIT FACTOR	STAGE POINTS	STAGE PERCENT	COMPETITOR # Name
47	22	18,66	1,1790	12,5815	27,96	35 Kazmierczak, Aga
48	25	24,92	1,0032	10,7057	23,79	45 Krüger, Karl-Heinz
49	9	13,64	0,6598	7,0413	15,65	17 Depta, Alexander
50	8	38,05	0,2102	2,2437	4,99	43 Kolakowski, Jan
51	1	21,91	0,0456	0,4871	1,08	91 Vaupel, Cora
52	0	14,78	0,0000	0,0000	0,00	22 Gerstenberg, David
53	0	17,22	0,0000	0,0000	0,00	3 Andriopoulos, Vasili

PRODUCTION -- Overall Stage Results

SPRING BREAK 2006 Level III

Printed April 23, 2006 at 19:45



Stage 1 -- Halle C links

	PTS	TIME	HIT FACTOR	STAGE POINTS	STAGE PERCENT	COMPETITOR # Name
1	45	10,84	4,1513	45,0000	100,00	77 Schmidt, Tino
2	39	10,56	3,6932	40,0341	88,96	24 Grigaitis, Mindaugas
3	41	11,14	3,6804	39,8959	88,66	26 Grzelka, Krzysztop
4	39	10,78	3,6178	39,2171	87,15	50 Lentz, Arne
5	41	11,39	3,5996	39,0202	86,71	100 Bowakow, Ludwig
6	41	12,71	3,2258	34,9677	77,71	86 Stolba, Daniel
7	33	11,11	2,9703	32,1980	71,55	119 Sack, Matthias
8	33	11,56	2,8547	30,9446	68,77	103 Dell, Andreas
9	39	13,69	2,8488	30,8809	68,62	18 Egerer, Michael
10	45	16,01	2,8107	30,4685	67,71	59 Maus, Michael
11	45	16,04	2,8055	30,4115	67,58	4 Bach, Mads
12	31	11,32	2,7385	29,6855	65,97	135 B�ther, Richard
13	43	15,80	2,7215	29,5013	65,56	108 Jebens, Peter
14	37	13,71	2,6988	29,2546	65,01	113 Lotz, Markus
15	39	14,64	2,6639	28,8771	64,17	79 Schramm, Gabriele
16	35	13,62	2,5698	27,8561	61,90	61 Minelga, Alfonsas
17	27	10,85	2,4885	26,9751	59,94	104 Finke, Thorsten
18	37	15,04	2,4601	26,6676	59,26	134 Braun, J�rgen
19	35	14,47	2,4188	26,2198	58,27	14 Brockmann, Christoph
20	31	12,84	2,4143	26,1713	58,16	85 Sokolowski, Leszek
21	35	14,87	2,3537	25,5145	56,70	127 Tegge, J�rgen
22	37	16,39	2,2575	24,4710	54,38	11 Binder, J�rgen
23	29	13,16	2,2036	23,8875	53,08	21 Forster, Stefan
24	35	18,04	1,9401	21,0310	46,74	56 Madden, Stephen
25	33	17,68	1,8665	20,2330	44,96	9 Beyer, Uwe
26	35	19,94	1,7553	19,0271	42,28	138 Koch, Robert
27	22	14,16	1,5537	16,8418	37,43	8 Bettermann, Heribert
28	33	21,39	1,5428	16,7237	37,16	74 Rombach, Hans
29	13	12,88	1,0093	10,9410	24,31	20 Eschler, Ronald
30	9	10,13	0,8885	9,6308	21,40	27 Grzelka, Zbigniew
31	27	37,93	0,7118	7,7163	17,15	40 Knust, Dieter

MODIFIED -- Overall Stage Results

SPRING BREAK 2006 Level III

Printed April 23, 2006 at 19:45



Stage 1 -- Halle C links

	PTS	TIME	HIT FACTOR	STAGE POINTS	STAGE PERCENT	COMPETITOR # Name
1	43	11,64	3,6942	45,0000	100,00	124 Schwichtenberg, Andreas
2	43	11,89	3,6165	44,0538	97,90	129 Triebel, Kristian
3	41	11,64	3,5223	42,9070	95,35	110 Klopfer, Olav
4	39	12,35	3,1579	38,4676	85,48	76 Schlette, Karsten
5	40	14,82	2,6991	32,8783	73,06	133 Burkowski, Ralf
6	43	16,40	2,6220	31,9390	70,98	114 Luerssen, Klaus
7	42	16,42	2,5579	31,1583	69,24	66 Piesnack, Reinhardt
8	36	14,72	2,4457	29,7915	66,20	42 Cress, Sven
9	39	17,09	2,2820	27,7984	61,77	121 Schindler, Ruediger
10	19	58,25	0,3262	3,9733	8,83	109 Jürgens, Hans Joachim

OPEN -- Overall Stage Results**SPRING BREAK 2006 Level III**

Printed April 23, 2006 at 19:45

**Stage 2 -- Halle C rechts**

	PTS	TIME	HIT FACTOR	STAGE POINTS	STAGE PERCENT	COMPETITOR # Name
1	146	19,95	7,3183	155,0000	100,00	97 Wilda, Christian
2	136	20,82	6,5322	138,3503	89,26	118 Risse, Thomas
3	129	20,15	6,4020	135,5927	87,48	89 Tran, Faj
4	124	19,66	6,3072	133,5857	86,18	80 Schulte, Andreas
5	132	24,84	5,3140	112,5496	72,61	81 Schulte, Nico
6	143	28,05	5,0980	107,9754	69,66	82 Schweiger, Dr. Ullrich
7	148	30,51	4,8509	102,7404	66,28	93 Wallroth, Marion
8	118	24,78	4,7619	100,8562	65,07	46 Lange, Bernd
9	137	28,89	4,7421	100,4372	64,80	53 Loerke, Juergen
10	141	30,75	4,5854	97,1171	62,66	49 Lemke, Klaus
11	127	28,30	4,4876	95,0471	61,32	70 Rengart, Norbert
12	126	28,29	4,4539	94,3321	60,86	30 Hoppegarten, Rainer
13	104	23,65	4,3975	93,1374	60,09	131 Weitzel, Axel
14	147	33,46	4,3933	93,0493	60,03	102 Buchner, Juergen
15	128	29,20	4,3836	92,8429	59,90	130 Voigt, Jürgen
16	148	34,33	4,3111	91,3082	58,91	128 Thieme, Olaf
17	122	28,48	4,2837	90,7281	58,53	32 Ilc, Helmut
18	136	31,92	4,2607	90,2397	58,22	69 Remek, Claudia
19	144	34,39	4,1873	88,6854	57,22	92 Vigl, Harald
20	138	34,06	4,0517	85,8136	55,36	58 Malz, Kerstin
21	148	37,93	3,9019	82,6420	53,32	10 Biesterfeld, Horst
22	132	33,98	3,8846	82,2758	53,08	123 Schmidt, Jürgen
23	97	25,04	3,8738	82,0463	52,93	2 Altmann, Markus
24	128	33,96	3,7691	79,8296	51,50	28 Guenther, Reinhard
25	99	26,72	3,7051	78,4730	50,63	15 Brozio, Werner
26	154	43,20	3,5648	75,5020	48,71	120 Schindler, Reiner
27	147	44,16	3,3288	70,5034	45,49	140 Schweiger, Elisa
28	136	42,39	3,2083	67,9512	43,84	78 Smollich, Dieter
29	103	32,31	3,1879	67,5184	43,56	31 Hubmayer, Otto
30	117	38,23	3,0604	64,8191	41,82	63 Müller, Kerstin
31	109	39,12	2,7863	59,0132	38,07	6 Beck, Klaus
32	74	42,89	1,7253	36,5424	23,58	88 Toth-Pogats, Sandra

STANDARD -- Overall Stage Results**SPRING BREAK 2006 Level III**

Printed April 23, 2006 at 19:45

**Stage 2 -- Halle C rechts**

	PTS	TIME	HIT FACTOR	STAGE POINTS	STAGE PERCENT	COMPETITOR # Name
1	139	22,44	6,1943	155,0000	100,00	34 Jensen, Ralf K.
2	140	23,02	6,0817	152,1817	98,18	16 Damm, Oliver
3	141	25,57	5,5143	137,9838	89,02	57 Madsen, Bo Stampe
4	133	24,60	5,4065	135,2871	87,28	39 Kneringer, Mario
5	146	27,72	5,2670	131,7951	85,03	5 Backstrom, Mats O.
6	128	31,71	4,0366	101,0075	65,17	12 Bonde, Thorben
7	123	30,51	4,0315	100,8794	65,08	136 Ksycki, Andre
8	113	28,27	3,9972	100,0213	64,53	65 Pantzer, Bernd
9	140	36,78	3,8064	95,2480	61,45	68 Rauch, Richard
10	111	29,24	3,7962	94,9916	61,28	23 Gerstenberg, Ralf
11	117	32,53	3,5967	89,9998	58,06	43 Kolakowski, Jan
12	127	35,36	3,5916	89,8734	57,98	52 Lindberg, Henrik
13	130	37,33	3,4825	87,1415	56,22	115 Marten, Bernd
14	87	25,13	3,4620	86,6296	55,89	29 Hagemann, Lars
15	117	33,98	3,4432	86,1593	55,59	132 Bochinski, Thomas
16	143	42,52	3,3631	84,1555	54,29	1 Albrecht, Mario
17	136	40,53	3,3555	83,9657	54,17	105 Fritsche, Lutz
18	113	34,45	3,2801	82,0784	52,95	125 Soukup, Jan
19	94	28,77	3,2673	81,7575	52,75	75 Schieck, Peter
20	115	35,46	3,2431	81,1519	52,36	62 Mizuro, Maciej
21	108	33,62	3,2124	80,3833	51,86	3 Andriopoulos, Vasili
22	111	34,78	3,1915	79,8607	51,52	7 Beier, Peter
23	101	31,71	3,1851	79,7012	51,42	111 Kühn, Ragnar
24	120	38,63	3,1064	77,7314	50,15	90 Uhlig, Matthias
25	111	36,81	3,0155	75,4565	48,68	112 Kuse, Jens
26	93	31,98	2,9081	72,7686	46,95	83 Slama, Claus
27	101	36,53	2,7649	69,1849	44,64	54 Lozinski, Pavel
28	105	38,48	2,7287	68,2801	44,05	126 Stettinisch, Rainer
29	79	29,19	2,7064	67,7225	43,69	41 Koch, Jorgen
30	78	30,99	2,5169	62,9815	40,63	84 Soedergren, Tine
31	115	45,74	2,5142	62,9131	40,59	60 Meyer, Heinz
32	98	41,31	2,3723	59,3623	38,30	71 Rittig, Claus
33	98	42,33	2,3151	57,9319	37,38	36 Glas, Anton
34	70	32,17	2,1759	54,4486	35,13	44 Koependoerfer, Peter
35	90	42,22	2,1317	53,3414	34,41	95 Westerdorf, Petra
36	103	50,39	2,0441	51,1485	33,00	96 Wiedemann, Kerstin
37	103	52,06	1,9785	49,5077	31,94	106 Hartmann, Axel
38	72	36,89	1,9517	48,8386	31,51	25 Gruenaug, Gerd
39	63	34,92	1,8041	45,1446	29,13	48 Laukes, Karl
40	76	43,55	1,7451	43,6682	28,17	35 Kazmierczak, Aga
41	79	45,62	1,7317	43,3323	27,96	94 Waschkawitz, Lars
42	85	49,95	1,7017	42,5817	27,47	38 Klingberg, Anja
43	93	57,47	1,6182	40,4931	26,12	139 Haerland, Renate
44	69	45,75	1,5082	37,7396	24,35	116 Piwonski, Knut
45	50	37,20	1,3441	33,6331	21,70	13 Bressous, Andreas
46	42	32,28	1,3011	32,5578	21,01	17 Depta, Alexander

STANDARD -- Overall Stage Results

SPRING BREAK 2006 Level III

Printed April 23, 2006 at 19:45



Stage 2 -- Halle C rechts

	PTS	TIME	HIT FACTOR	STAGE POINTS	STAGE PERCENT	COMPETITOR # Name
47	73	56,29	1,2969	32,4512	20,94	64 Niedermeyer, Andreas
48	61	47,33	1,2888	32,2502	20,81	51 Lilienthal, Sören
49	53	43,62	1,2150	30,4039	19,62	87 Terving, Armin
50	63	64,70	0,9737	24,3655	15,72	91 Vaupel, Cora
51	49	51,06	0,9597	24,0135	15,49	137 Adomeit, Frank
52	39	40,71	0,9580	23,9719	15,47	45 Krüger, Karl-Heinz
53	0	36,14	0,0000	0,0000	0,00	22 Gerstenberg, David

PRODUCTION -- Overall Stage Results

SPRING BREAK 2006 Level III

Printed April 23, 2006 at 19:45



Stage 2 -- Halle C rechts

	PTS	TIME	HIT FACTOR	STAGE POINTS	STAGE PERCENT	COMPETITOR # Name
1	139	25,34	5,4854	155,0000	100,00	50 Lentz, Arne
2	135	25,05	5,3892	152,2823	98,25	77 Schmidt, Tino
3	120	25,58	4,6912	132,5575	85,52	135 B�ather, Richard
4	141	31,68	4,4508	125,7643	81,14	138 Koch, Robert
5	113	26,04	4,3395	122,6199	79,11	8 Bettermann, Heribert
6	132	32,89	4,0134	113,4054	73,16	24 Grigaitis, Mindaugas
7	151	40,10	3,7656	106,4035	68,65	108 Jebens, Peter
8	141	39,03	3,6126	102,0808	65,86	127 Tegge, J�rgen
9	113	31,57	3,5793	101,1410	65,25	61 Minelga, Alfonsas
10	133	37,46	3,5505	100,3246	64,73	14 Brockmann, Christoph
11	102	29,90	3,4114	96,3945	62,19	85 Sokolowski, Leszek
12	104	30,67	3,3909	95,8171	61,82	26 Grzelka, Krzysztop
13	93	28,72	3,2382	91,5002	59,03	134 Braun, J�rgen
14	124	38,84	3,1926	90,2123	58,20	113 Lotz, Markus
15	96	30,57	3,1403	88,7359	57,25	27 Grzelka, Zbigniew
16	118	39,36	2,9980	84,7131	54,65	86 Stolba, Daniel
17	111	37,95	2,9249	82,6485	53,32	21 Forster, Stefan
18	143	50,71	2,8200	79,6830	51,41	59 Maus, Michael
19	86	31,56	2,7250	76,9990	49,68	100 Bowakow, Ludwig
20	80	29,66	2,6972	76,2153	49,17	119 Sack, Matthias
21	99	37,06	2,6713	75,4837	48,70	20 Eschler, Ronald
22	66	25,67	2,5711	72,6510	46,87	104 Finke, Thorsten
23	113	59,44	1,9011	53,7184	34,66	40 Knust, Dieter
24	59	34,05	1,7327	48,9619	31,59	103 Dell, Andreas
25	87	59,05	1,4733	41,6316	26,86	74 Rombach, Hans
26	75	53,61	1,3990	39,5311	25,50	9 Beyer, Uwe
27	54	38,99	1,3850	39,1349	25,25	11 Binder, J�rgen
28	56	41,71	1,3426	37,9377	24,48	4 Bach, Mads
29	36	34,77	1,0354	29,2564	18,88	18 Egerer, Michael
30	10	50,75	0,1970	5,5678	3,59	56 Madden, Stephen
31	0	38,26	0,0000	0,0000	0,00	79 Schramm, Gabriele

MODIFIED -- Overall Stage Results**SPRING BREAK 2006 Level III**

Printed April 23, 2006 at 19:45

**Stage 2 -- Halle C rechts**

	PTS	TIME	HIT FACTOR	STAGE POINTS	STAGE PERCENT	COMPETITOR # Name
1	142	26,12	5,4364	155,0000	100,00	124 Schwichtenberg, Andreas
2	133	25,89	5,1371	146,4658	94,49	76 Schlette, Karsten
3	148	29,90	4,9498	141,1260	91,05	129 Triebel, Kristian
4	122	32,31	3,7759	107,6563	69,46	114 Luerssen, Klaus
5	144	39,61	3,6354	103,6512	66,87	121 Schindler, Ruediger
6	84	26,10	3,2184	91,7604	59,20	110 Klopfer, Olav
7	129	40,11	3,2162	91,6967	59,16	66 Piesnack, Reinhardt
8	149	47,16	3,1595	90,0801	58,12	133 Burkowski, Ralf
9	91	35,30	2,5779	73,4993	47,42	109 Jürgens, Hans Joachim
10	65	55,51	1,1710	33,3856	21,54	42 Cress, Sven

OPEN -- Overall Stage Results**SPRING BREAK 2006 Level III**

Printed April 23, 2006 at 19:45

**Stage 3 -- Halle D vorne**

	PTS	TIME	HIT FACTOR	STAGE POINTS	STAGE PERCENT	COMPETITOR # Name
1	85	5,09	16,6994	90,0000	100,00	80 Schulte, Andreas
2	87	5,42	16,0517	86,5090	96,12	97 Wilda, Christian
3	87	6,39	13,6150	73,3770	81,53	15 Brozio, Werner
4	84	6,25	13,4400	72,4337	80,48	70 Rengart, Norbert
5	84	6,28	13,3758	72,0877	80,10	131 Weitzel, Axel
6	87	6,58	13,2219	71,2582	79,18	89 Tran, Faj
7	85	6,49	13,0971	70,5855	78,43	30 Hoppegarten, Rainer
8	89	7,22	12,3269	66,4346	73,82	53 Loerke, Juergen
9	86	7,04	12,2159	65,8366	73,15	32 Ilc, Helmut
10	87	7,13	12,2020	65,7614	73,07	2 Altmann, Markus
11	87	7,26	11,9835	64,5839	71,76	31 Hubmayer, Otto
12	84	7,15	11,7483	63,3162	70,35	82 Schweiger, Dr. Ullrich
13	84	7,32	11,4754	61,8457	68,72	81 Schulte, Nico
14	86	7,78	11,0540	59,5745	66,19	93 Wallroth, Marion
15	82	7,92	10,3535	55,7995	62,00	49 Lemke, Klaus
16	86	8,48	10,1415	54,6568	60,73	92 Vigl, Harald
17	90	9,18	9,8039	52,8374	58,71	46 Lange, Bernd
18	85	8,92	9,5291	51,3565	57,06	28 Guenther, Reinhard
19	53	5,60	9,4643	51,0069	56,67	118 Risse, Thomas
20	87	9,29	9,3649	50,4713	56,08	10 Biesterfeld, Horst
21	88	9,61	9,1571	49,3515	54,84	123 Schmidt, Jürgen
22	83	9,14	9,0810	48,9410	54,38	58 Malz, Kerstin
23	75	8,80	8,5227	45,9325	51,04	6 Beck, Klaus
24	83	10,28	8,0739	43,5137	48,35	88 Toth-Pogats, Sandra
25	73	9,55	7,6440	41,1965	45,77	130 Voigt, Jürgen
26	87	12,05	7,2199	38,9111	43,23	78 Smollich, Dieter
27	90	14,95	6,0201	32,4446	36,05	140 Schweiger, Elisa
28	87	15,70	5,5414	29,8649	33,18	63 Müller, Kerstin
29	73	18,34	3,9804	21,4519	23,84	69 Remek, Claudia

STANDARD -- Overall Stage Results**SPRING BREAK 2006 Level III**

Printed April 23, 2006 at 19:45

**Stage 3 -- Halle D vorne**

	PTS	TIME	HIT FACTOR	STAGE POINTS	STAGE PERCENT	COMPETITOR # Name
1	85	5,22	16,2835	90,0000	100,00	34 Jensen, Ralf K.
2	87	5,35	16,2617	89,8793	99,87	5 Backstrom, Mats O.
3	86	5,69	15,1142	83,5373	92,82	39 Kneringer, Mario
4	80	5,30	15,0943	83,4273	92,70	57 Madsen, Bo Stampe
5	66	4,81	13,7214	75,8391	84,27	16 Damm, Oliver
6	87	6,72	12,9464	71,5557	79,51	136 Ksycki, Andre
7	86	6,87	12,5182	69,1888	76,88	41 Koch, Jorgen
8	83	6,91	12,0116	66,3887	73,77	132 Bochinski, Thomas
9	82	7,01	11,6976	64,6532	71,84	23 Gerstenberg, Ralf
10	85	7,56	11,2434	62,1429	69,05	3 Andriopoulos, Vasili
11	84	7,55	11,1258	61,4931	68,33	12 Bonde, Thorben
12	86	7,76	11,0825	61,2535	68,06	48 Laukes, Karl
13	78	7,18	10,8635	60,0433	66,71	75 Schieck, Peter
14	88	8,19	10,7448	59,3872	65,99	68 Rauch, Richard
15	59	5,54	10,6498	58,8622	65,40	29 Hagemann, Lars
16	84	8,03	10,4608	57,8173	64,24	125 Soukup, Jan
17	90	8,84	10,1810	56,2710	62,52	44 Koeppendoerfer, Peter
18	82	8,10	10,1235	55,9529	62,17	83 Slama, Claus
19	84	8,34	10,0719	55,6682	61,85	17 Depta, Alexander
20	80	7,99	10,0125	55,3398	61,49	43 Kolakowski, Jan
21	85	8,58	9,9068	54,7552	60,84	65 Pantzer, Bernd
22	86	8,82	9,7506	53,8920	59,88	35 Kazmierczak, Aga
23	84	8,95	9,3855	51,8741	57,64	84 Soedergren, Tine
24	88	9,44	9,3220	51,5234	57,25	25 Gruenaug, Gerd
25	88	9,80	8,9796	49,6307	55,15	1 Albrecht, Mario
26	78	8,79	8,8737	49,0456	54,50	126 Stettinisch, Rainer
27	86	9,80	8,7755	48,5028	53,89	111 Kühn, Ragnar
28	84	10,09	8,3251	46,0132	51,13	115 Marten, Bernd
29	82	9,93	8,2578	45,6414	50,71	137 Adomeit, Frank
30	84	10,35	8,1159	44,8573	49,84	52 Lindberg, Henrik
31	90	11,18	8,0501	44,4933	49,44	139 Haermand, Renate
32	86	11,11	7,7408	42,7837	47,54	64 Niedermeyer, Andreas
33	90	11,65	7,7253	42,6983	47,44	13 Bressous, Andreas
34	85	11,01	7,7203	42,6703	47,41	51 Lilienthal, Sören
35	86	11,22	7,6649	42,3643	47,07	71 Rittig, Claus
36	88	11,56	7,6125	42,0745	46,75	94 Waschkawitz, Lars
37	73	9,60	7,6042	42,0287	46,70	105 Fritsche, Lutz
38	88	11,65	7,5536	41,7495	46,39	54 Lozinski, Pavel
39	88	11,76	7,4830	41,3589	45,95	90 Uhlig, Matthias
40	89	12,02	7,4043	40,9241	45,47	38 Klingberg, Anja
41	76	10,27	7,4002	40,9013	45,45	22 Gerstenberg, David
42	73	9,93	7,3515	40,6320	45,15	62 Mizuro, Maciej
43	54	7,68	7,0313	38,8621	43,18	112 Kuse, Jens
44	86	12,50	6,8800	38,0262	42,25	95 Westerdorf, Petra
45	89	13,19	6,7475	37,2940	41,44	106 Hartmann, Axel
46	67	9,99	6,7067	37,0684	41,19	7 Beier, Peter

STANDARD -- Overall Stage Results

SPRING BREAK 2006 Level III

Printed April 23, 2006 at 19:45



Stage 3 -- Halle D vorne

	PTS	TIME	HIT FACTOR	STAGE POINTS	STAGE PERCENT	COMPETITOR # Name
47	80	11,96	6,6890	36,9703	41,08	36 Glas, Anton
48	82	12,27	6,6830	36,9371	41,04	45 Krüger, Karl-Heinz
49	73	11,59	6,2985	34,8124	38,68	116 Piwonski, Knut
50	90	14,61	6,1602	34,0476	37,83	87 Terving, Armin
51	88	15,19	5,7933	32,0198	35,58	96 Wiedemann, Kerstin
52	84	17,59	4,7754	26,3941	29,33	91 Vaupel, Cora
53	55	11,65	4,7210	26,0934	28,99	60 Meyer, Heinz

PRODUCTION -- Overall Stage Results

SPRING BREAK 2006 Level III

Printed April 23, 2006 at 19:45



Stage 3 -- Halle D vorne

	PTS	TIME	HIT FACTOR	STAGE POINTS	STAGE PERCENT	COMPETITOR # Name
1	88	5,51	15,9710	90,0000	100,00	50 Lentz, Arne
2	88	6,16	14,2857	80,5033	89,45	8 Bettermann, Heribert
3	84	6,01	13,9767	78,7619	87,51	24 Grigaitis, Mindaugas
4	86	6,16	13,9610	78,6736	87,42	77 Schmidt, Tino
5	86	6,23	13,8042	77,7897	86,43	135 B�ather, Richard
6	82	6,49	12,6348	71,2001	79,11	85 Sokolowski, Leszek
7	86	6,98	12,3209	69,4312	77,15	138 Koch, Robert
8	74	6,36	11,6352	65,5671	72,85	104 Finke, Thorsten
9	80	6,99	11,4449	64,4947	71,66	119 Sack, Matthias
10	76	6,72	11,3095	63,7317	70,81	134 Braun, J�rgen
11	84	7,55	11,1258	62,6966	69,66	20 Eschler, Ronald
12	59	5,58	10,5735	59,5840	66,20	100 Bowakow, Ludwig
13	78	7,38	10,5691	59,5593	66,18	27 Grzelka, Zbigniew
14	82	8,61	9,5238	53,6688	59,63	61 Minelga, Alfonsas
15	82	8,75	9,3714	52,8101	58,68	11 Binder, J�rgen
16	86	9,89	8,6957	49,0020	54,45	9 Beyer, Uwe
17	84	9,77	8,5977	48,4503	53,83	86 Stolba, Daniel
18	88	10,57	8,3254	46,9158	52,13	18 Egerer, Michael
19	82	9,91	8,2745	46,6285	51,81	14 Brockmann, Christoph
20	84	10,33	8,1317	45,8237	50,92	79 Schramm, Gabriele
21	82	10,11	8,1108	45,7061	50,78	113 Lotz, Markus
22	90	12,76	7,0533	39,7469	44,16	59 Maus, Michael
23	90	13,17	6,8337	38,5095	42,79	21 Forster, Stefan
24	86	12,83	6,7030	37,7732	41,97	26 Grzelka, Krzysztop
25	69	10,42	6,6219	37,3158	41,46	103 Dell, Andreas
26	90	15,38	5,8518	32,9760	36,64	56 Madden, Stephen
27	88	15,86	5,5486	31,2673	34,74	40 Knust, Dieter
28	82	15,20	5,3947	30,4006	33,78	74 Rombach, Hans
29	88	19,51	4,5105	25,4177	28,24	4 Bach, Mads

MODIFIED -- Overall Stage Results**SPRING BREAK 2006 Level III**

Printed April 23, 2006 at 19:45

**Stage 3 -- Halle D vorne**

	PTS	TIME	HIT FACTOR	STAGE POINTS	STAGE PERCENT	COMPETITOR # Name
1	82	6,20	13,2258	90,0000	100,00	124 Schwichtenberg, Andreas
2	83	6,79	12,2239	83,1819	92,42	76 Schlette, Karsten
3	85	8,20	10,3659	70,5384	78,38	109 Jürgens, Hans Joachim
4	89	9,06	9,8234	66,8470	74,27	114 Luerssen, Klaus
5	89	9,49	9,3783	63,8181	70,91	110 Klopfer, Olav
6	87	10,00	8,7000	59,2024	65,78	66 Piesnack, Reinhardt
7	86	10,89	7,8972	53,7392	59,71	42 Cress, Sven

OPEN -- Overall Stage Results**SPRING BREAK 2006 Level III**

Printed April 23, 2006 at 19:45

**Stage 4 -- Halle D hinten**

	PTS	TIME	HIT FACTOR	STAGE POINTS	STAGE PERCENT	COMPETITOR # Name
1	106	9,50	11,1579	115,0000	100,00	89 Tran, Faj
2	107	9,64	11,0996	114,3990	99,48	97 Wilda, Christian
3	105	13,19	7,9606	82,0465	71,34	80 Schulte, Andreas
4	96	12,42	7,7295	79,6646	69,27	118 Risse, Thomas
5	106	13,77	7,6979	79,3391	68,99	70 Rengart, Norbert
6	102	13,52	7,5444	77,7569	67,61	82 Schweiger, Dr. Ullrich
7	107	14,52	7,3691	75,9509	66,04	130 Voigt, Jürgen
8	112	15,67	7,1474	73,6656	64,06	32 Ilc, Helmut
9	111	15,69	7,0746	72,9148	63,40	46 Lange, Bernd
10	109	16,27	6,6994	69,0485	60,04	93 Wallroth, Marion
11	106	15,86	6,6835	68,8840	59,90	2 Altmann, Markus
12	107	16,12	6,6377	68,4123	59,49	30 Hoppegarten, Rainer
13	103	16,11	6,3935	65,8957	57,30	53 Loerke, Juergen
14	111	17,37	6,3903	65,8626	57,27	49 Lemke, Klaus
15	105	16,99	6,1801	63,6959	55,39	92 Vigl, Harald
16	110	17,88	6,1521	63,4075	55,14	63 Müller, Kerstin
17	80	13,04	6,1350	63,2307	54,98	15 Brozio, Werner
18	100	16,93	5,9067	60,8778	52,94	81 Schulte, Nico
19	106	18,06	5,8693	60,4928	52,60	28 Guenther, Reinhard
20	87	15,45	5,6311	58,0372	50,47	131 Weitzel, Axel
21	109	19,70	5,5330	57,0264	49,59	123 Schmidt, Jürgen
22	108	20,12	5,3678	55,3237	48,11	10 Biesterfeld, Horst
23	109	21,58	5,0510	52,0584	45,27	78 Smollich, Dieter
24	102	20,22	5,0445	51,9918	45,21	69 Remek, Claudia
25	98	20,96	4,6756	48,1893	41,90	6 Beck, Klaus
26	89	21,44	4,1511	42,7839	37,20	88 Toth-Pogats, Sandra
27	95	22,93	4,1430	42,7007	37,13	140 Schweiger, Elisa
28	76	18,63	4,0794	42,0452	36,56	31 Hubmayer, Otto
29	105	30,03	3,4965	36,0371	31,34	58 Malz, Kerstin

STANDARD -- Overall Stage Results**SPRING BREAK 2006 Level III**

Printed April 23, 2006 at 19:45

**Stage 4 -- Halle D hinten**

	PTS	TIME	HIT FACTOR	STAGE POINTS	STAGE PERCENT	COMPETITOR # Name
1	111	13,74	8,0786	115,0000	100,00	39 Kneringer, Mario
2	112	14,53	7,7082	109,7271	95,41	34 Jensen, Ralf K.
3	108	14,99	7,2048	102,5613	89,18	136 Ksycki, Andre
4	114	16,46	6,9259	98,5909	85,73	5 Backstrom, Mats O.
5	109	15,74	6,9250	98,5788	85,72	57 Madsen, Bo Stampe
6	110	16,73	6,5750	93,5962	81,39	16 Damm, Oliver
7	111	17,52	6,3356	90,1884	78,42	52 Lindberg, Henrik
8	105	16,93	6,2020	88,2864	76,77	112 Kuse, Jens
9	107	17,82	6,0045	85,4747	74,33	84 Soedergren, Tine
10	103	18,33	5,6192	79,9901	69,56	125 Soukup, Jan
11	91	16,42	5,5420	78,8914	68,60	75 Schieck, Peter
12	113	20,39	5,5419	78,8902	68,60	116 Piwonski, Knut
13	109	19,82	5,4995	78,2861	68,07	62 Mizuro, Maciej
14	97	17,64	5,4989	78,2771	68,07	23 Gerstenberg, Ralf
15	87	15,94	5,4580	77,6949	67,56	41 Koch, Jorgen
16	77	14,57	5,2848	75,2303	65,42	132 Bochinski, Thomas
17	69	13,37	5,1608	73,4648	63,88	29 Hagemann, Lars
18	109	21,61	5,0440	71,8015	62,44	111 Kühn, Ragnar
19	96	19,20	5,0000	71,1757	61,89	3 Andriopoulos, Vasili
20	82	16,64	4,9279	70,1491	61,00	83 Slama, Claus
21	107	21,83	4,9015	69,7737	60,67	115 Marten, Bernd
22	84	17,14	4,9008	69,7638	60,66	65 Pantzer, Bernd
23	109	22,59	4,8251	68,6866	59,73	71 Rittig, Claus
24	91	19,00	4,7895	68,1788	59,29	12 Bonde, Thorben
25	97	21,04	4,6103	65,6278	57,07	17 Depta, Alexander
26	84	19,25	4,3636	62,1170	54,01	44 Koependoerfer, Peter
27	109	25,72	4,2379	60,3277	52,46	64 Niedermeyer, Andreas
28	73	17,37	4,2026	59,8253	52,02	68 Rauch, Richard
29	88	20,99	4,1925	59,6804	51,90	25 Gruenaug, Gerd
30	104	25,27	4,1156	58,5854	50,94	139 Haermand, Renate
31	89	21,67	4,1071	58,4646	50,84	48 Laukes, Karl
32	82	20,38	4,0236	57,2758	49,81	96 Wiedemann, Kerstin
33	110	27,92	3,9398	56,0840	48,77	38 Klingberg, Anja
34	93	23,63	3,9357	56,0249	48,72	105 Fritsche, Lutz
35	94	24,01	3,9150	55,7311	48,46	1 Albrecht, Mario
36	89	23,46	3,7937	54,0037	46,96	90 Uhlig, Matthias
37	93	24,92	3,7319	53,1247	46,20	13 Bressous, Andreas
38	84	22,90	3,6681	52,2162	45,41	95 Westerdorf, Petra
39	97	26,77	3,6235	51,5804	44,85	54 Lozinski, Pavel
40	110	30,70	3,5831	51,0054	44,35	87 Terving, Armin
41	114	31,90	3,5737	50,8716	44,24	60 Meyer, Heinz
42	91	27,34	3,3285	47,3810	41,20	45 Krüger, Karl-Heinz
43	82	25,35	3,2347	46,0466	40,04	94 Waschkawitz, Lars
44	57	18,18	3,1353	44,6316	38,81	7 Beier, Peter
45	61	19,59	3,1138	44,3258	38,54	126 Stettmisch, Rainer
46	83	26,99	3,0752	43,7761	38,07	35 Kazmierczak, Aga

STANDARD -- Overall Stage Results

SPRING BREAK 2006 Level III

Printed April 23, 2006 at 19:45



Stage 4 -- Halle D hinten

	PTS	TIME	HIT FACTOR	STAGE POINTS	STAGE PERCENT	COMPETITOR # Name
47	97	33,65	2,8826	41,0344	35,68	51 Lilienthal, Sören
48	105	36,43	2,8822	41,0291	35,68	106 Hartmann, Axel
49	55	19,53	2,8162	40,0887	34,86	36 Glas, Anton
50	74	26,90	2,7509	39,1599	34,05	137 Adomeit, Frank
51	76	29,07	2,6144	37,2160	32,36	43 Kolakowski, Jan
52	59	40,09	1,4717	20,9497	18,22	91 Vaupel, Cora
53	0	21,75	0,0000	0,0000	0,00	22 Gerstenberg, David

PRODUCTION -- Overall Stage Results

SPRING BREAK 2006 Level III

Printed April 23, 2006 at 19:45



Stage 4 -- Halle D hinten

	PTS	TIME	HIT FACTOR	STAGE POINTS	STAGE PERCENT	COMPETITOR # Name
1	105	12,75	8,2353	115,0000	100,00	77 Schmidt, Tino
2	99	14,57	6,7948	94,8843	82,51	50 Lentz, Arne
3	97	14,38	6,7455	94,1958	81,91	26 Grzelka, Krzysztop
4	93	14,74	6,3094	88,1057	76,61	8 Bettermann, Heribert
5	97	15,64	6,2020	86,6071	75,31	119 Sack, Matthias
6	93	16,26	5,7196	79,8695	69,45	135 B�ather, Richard
7	90	15,99	5,6285	78,5982	68,35	24 Grigaitis, Mindaugas
8	72	13,50	5,3333	74,4762	64,76	100 Bowakow, Ludwig
9	93	17,65	5,2691	73,5795	63,98	138 Koch, Robert
10	95	18,12	5,2428	73,2123	63,66	103 Dell, Andreas
11	72	14,53	4,9553	69,1967	60,17	104 Finke, Thorsten
12	78	15,92	4,8995	68,4180	59,49	27 Grzelka, Zbigniew
13	94	19,69	4,7740	66,6655	57,97	14 Brockmann, Christoph
14	75	16,20	4,6296	64,6495	56,22	85 Sokolowski, Leszek
15	70	15,61	4,4843	62,6201	54,45	134 Braun, J�urgen
16	99	23,09	4,2876	59,8729	52,06	86 Stolba, Daniel
17	99	24,83	3,9871	55,6772	48,41	11 Binder, J�urgen
18	99	25,01	3,9584	55,2765	48,07	113 Lotz, Markus
19	99	25,22	3,9255	54,8162	47,67	21 Forster, Stefan
20	101	26,84	3,7630	52,5482	45,69	59 Maus, Michael
21	87	26,72	3,2560	45,4675	39,54	56 Madden, Stephen
22	65	20,99	3,0967	43,2434	37,60	20 Eschler, Ronald
23	72	24,60	2,9268	40,8711	35,54	9 Beyer, Uwe
24	52	19,35	2,6873	37,5268	32,63	61 Minelga, Alfonsas
25	105	40,30	2,6055	36,3834	31,64	40 Knust, Dieter
26	113	43,56	2,5941	36,2251	31,50	4 Bach, Mads
27	64	25,62	2,4980	34,8835	30,33	79 Schramm, Gabriele
28	62	27,45	2,2587	31,5405	27,43	18 Egerer, Michael
29	84	57,05	1,4724	20,5609	17,88	74 Rombach, Hans

MODIFIED -- Overall Stage Results

SPRING BREAK 2006 Level III

Printed April 23, 2006 at 19:45



Stage 4 -- Halle D hinten

	PTS	TIME	HIT FACTOR	STAGE POINTS	STAGE PERCENT	COMPETITOR # Name
1	100	15,74	6,3532	115,0000	100,00	124 Schwichtenberg, Andreas
2	90	14,57	6,1771	111,8113	97,23	76 Schlette, Karsten
3	104	17,09	6,0854	110,1524	95,78	110 Klopfer, Olav
4	110	18,42	5,9718	108,0950	94,00	114 Luerssen, Klaus
5	107	24,31	4,4015	79,6712	69,28	66 Piesnack, Reinhardt
6	92	22,31	4,1237	74,6433	64,91	109 Jürgens, Hans Joachim
7	45	44,14	1,0195	18,4537	16,05	42 Cress, Sven

OPEN -- Overall Stage Results**SPRING BREAK 2006 Level III**

Printed April 23, 2006 at 19:45

**Stage 5 -- Halle E vorne**

	PTS	TIME	HIT FACTOR	STAGE POINTS	STAGE PERCENT	COMPETITOR # Name
1	76	8,14	9,3366	80,0000	100,00	89 Tran, Faj
2	80	9,09	8,8009	75,4097	94,26	80 Schulte, Andreas
3	77	9,71	7,9300	67,9473	84,93	97 Wilda, Christian
4	77	10,76	7,1561	61,3168	76,65	15 Brozio, Werner
5	75	10,66	7,0356	60,2844	75,36	53 Loerke, Juergen
6	75	10,75	6,9767	59,7797	74,72	30 Hoppegarten, Rainer
7	78	11,82	6,5990	56,5429	70,68	32 Ilc, Helmut
8	77	11,79	6,5310	55,9600	69,95	93 Wallroth, Marion
9	79	12,16	6,4967	55,6665	69,58	81 Schulte, Nico
10	78	12,18	6,4039	54,8717	68,59	118 Risse, Thomas
11	75	11,73	6,3939	54,7853	68,48	63 Müller, Kerstin
12	79	12,73	6,2058	53,1740	66,47	82 Schweiger, Dr. Ullrich
13	78	12,79	6,0985	52,2546	65,32	2 Altmann, Markus
14	78	13,19	5,9136	50,6700	63,34	92 Vigl, Harald
15	65	11,15	5,8296	49,9504	62,44	70 Rengart, Norbert
16	73	12,68	5,7571	49,3292	61,66	69 Remek, Claudia
17	76	13,40	5,6716	48,5970	60,75	123 Schmidt, Jürgen
18	70	13,01	5,3805	46,1022	57,63	46 Lange, Bernd
19	78	14,54	5,3645	45,9654	57,46	131 Weitzel, Axel
20	78	14,68	5,3134	45,5270	56,91	10 Biesterfeld, Horst
21	78	14,88	5,2419	44,9151	56,14	58 Malz, Kerstin
22	63	12,45	5,0602	43,3583	54,20	49 Lemke, Klaus
23	74	14,99	4,9366	42,2991	52,87	31 Hubmayer, Otto
24	78	15,85	4,9211	42,1664	52,71	88 Toth-Pogats, Sandra
25	66	15,29	4,3165	36,9860	46,23	28 Guenther, Reinhard
26	73	18,34	3,9804	34,1055	42,63	140 Schweiger, Elisa
27	77	21,04	3,6597	31,3578	39,20	6 Beck, Klaus
28	75	25,00	3,0000	25,7053	32,13	78 Smollich, Dieter
29	0	12,21	0,0000	0,0000	0,00	130 Voigt, Jürgen

STANDARD -- Overall Stage Results**SPRING BREAK 2006 Level III**

Printed April 23, 2006 at 19:45

**Stage 5 -- Halle E vorne**

	PTS	TIME	HIT FACTOR	STAGE POINTS	STAGE PERCENT	COMPETITOR # Name
1	78	10,37	7,5217	80,0000	100,00	5 Backstrom, Mats O.
2	78	11,13	7,0081	74,5373	93,17	34 Jensen, Ralf K.
3	77	11,75	6,5532	69,6991	87,12	29 Hagemann, Lars
4	75	11,54	6,4991	69,1241	86,41	57 Madsen, Bo Stampe
5	74	11,50	6,4348	68,4397	85,55	75 Schieck, Peter
6	78	12,27	6,3570	67,6121	84,52	16 Damm, Oliver
7	78	12,34	6,3209	67,2285	84,04	125 Soukup, Jan
8	76	12,72	5,9748	63,5478	79,43	132 Bochinski, Thomas
9	80	13,68	5,8480	62,1982	77,75	136 Ksycki, Andre
10	78	13,56	5,7522	61,1799	76,47	39 Kneringer, Mario
11	64	11,42	5,6042	59,6057	74,51	52 Lindberg, Henrik
12	76	13,71	5,5434	58,9590	73,70	71 Rittig, Claus
13	78	14,86	5,2490	55,8277	69,78	36 Glas, Anton
14	76	14,80	5,1351	54,6168	68,27	23 Gerstenberg, Ralf
15	76	14,92	5,0938	54,1775	67,72	111 Kühn, Ragnar
16	70	13,76	5,0872	54,1070	67,63	44 Koependoerfer, Peter
17	76	15,01	5,0633	53,8526	67,32	25 Gruenau, Gerd
18	75	14,94	5,0201	53,3931	66,74	116 Piwonski, Knut
19	72	14,43	4,9896	53,0689	66,34	83 Slama, Claus
20	72	14,46	4,9793	52,9588	66,20	126 Stettinisch, Rainer
21	64	13,38	4,7833	50,8742	63,59	84 Soedergren, Tine
22	61	13,26	4,6003	48,9283	61,16	90 Uhlig, Matthias
23	68	15,13	4,4944	47,8018	59,75	41 Koch, Jorgen
24	66	14,75	4,4746	47,5911	59,49	12 Bonde, Thorben
25	57	12,90	4,4186	46,9958	58,74	115 Marten, Bernd
26	70	16,33	4,2866	45,5917	56,99	48 Laukes, Karl
27	77	18,41	4,1825	44,4847	55,61	1 Albrecht, Mario
28	74	17,76	4,1667	44,3162	55,40	95 Westerdorf, Petra
29	70	16,82	4,1617	44,2635	55,33	13 Bressous, Andreas
30	62	14,95	4,1472	44,1087	55,14	3 Andriopoulos, Vasili
31	68	16,76	4,0573	43,1528	53,94	105 Fritsche, Lutz
32	56	14,06	3,9829	42,3620	52,95	68 Rauch, Richard
33	76	19,43	3,9115	41,6021	52,00	112 Kuse, Jens
34	62	16,67	3,7193	39,5576	49,45	65 Pantzer, Bernd
35	74	20,14	3,6743	39,0793	48,85	64 Niedermeyer, Andreas
36	79	22,06	3,5811	38,0887	47,61	60 Meyer, Heinz
37	75	21,01	3,5697	37,9673	47,46	87 Terving, Armin
38	76	21,73	3,4975	37,1987	46,50	22 Gerstenberg, David
39	68	19,46	3,4943	37,1655	46,46	54 Lozinski, Pavel
40	74	21,36	3,4644	36,8472	46,06	35 Kazmierczak, Aga
41	75	21,80	3,4404	36,5914	45,74	62 Mizuro, Maciej
42	77	23,36	3,2962	35,0584	43,82	139 Haermand, Renate
43	72	23,29	3,0915	32,8804	41,10	17 Depta, Alexander
44	73	24,12	3,0265	32,1899	40,24	7 Beier, Peter
45	63	20,93	3,0100	32,0144	40,02	94 Waschkawitz, Lars
46	60	19,96	3,0060	31,9716	39,96	45 Krüger, Karl-Heinz

STANDARD -- Overall Stage Results

SPRING BREAK 2006 Level III

Printed April 23, 2006 at 19:45



Stage 5 -- Halle E vorne

	PTS	TIME	HIT FACTOR	STAGE POINTS	STAGE PERCENT	COMPETITOR # Name
47	62	21,18	2,9273	31,1344	38,92	106 Hartmann, Axel
48	79	29,34	2,6926	28,6379	35,80	51 Lilienthal, Sören
49	66	25,29	2,6097	27,7568	34,70	38 Klingberg, Anja
50	72	33,16	2,1713	23,0936	28,87	137 Adomeit, Frank
51	76	36,36	2,0902	22,2313	27,79	91 Vaupel, Cora
52	57	32,74	1,7410	18,5170	23,15	96 Wiedemann, Kerstin
53	19	44,16	0,4303	4,5761	5,72	43 Kolakowski, Jan

PRODUCTION -- Overall Stage Results**SPRING BREAK 2006 Level III**

Printed April 23, 2006 at 19:45

**Stage 5 -- Halle E vorne**

	PTS	TIME	HIT FACTOR	STAGE POINTS	STAGE PERCENT	COMPETITOR # Name
1	76	10,76	7,0632	80,0000	100,00	77 Schmidt, Tino
2	78	11,34	6,8783	77,9059	97,38	24 Grigaitis, Mindaugas
3	74	11,43	6,4742	73,3287	91,66	8 Bettermann, Heribert
4	76	11,98	6,3439	71,8531	89,82	50 Lentz, Arne
5	72	12,21	5,8968	66,7891	83,49	61 Minelga, Alfonsas
6	70	12,02	5,8236	65,9602	82,45	26 Grzelka, Krzysztop
7	70	13,12	5,3354	60,4300	75,54	104 Finke, Thorsten
8	76	15,48	4,9096	55,6072	69,51	103 Dell, Andreas
9	60	12,24	4,9020	55,5212	69,40	134 Braun, Jürgen
10	63	12,88	4,8913	55,4005	69,25	135 Bäther, Richard
11	76	15,83	4,8010	54,3778	67,97	14 Brockmann, Christoph
12	76	16,05	4,7352	53,6324	67,04	85 Sokolowski, Leszek
13	72	15,74	4,5743	51,8103	64,76	11 Binder, Jürgen
14	76	17,08	4,4496	50,3981	63,00	27 Grzelka, Zbigniew
15	76	18,30	4,1530	47,0382	58,80	138 Koch, Robert
16	72	17,38	4,1427	46,9214	58,65	100 Bowakow, Ludwig
17	72	17,73	4,0609	45,9952	57,49	21 Forster, Stefan
18	78	19,30	4,0415	45,7747	57,22	4 Bach, Mads
19	78	20,42	3,8198	43,2641	54,08	86 Stolba, Daniel
20	76	20,13	3,7755	42,7620	53,45	59 Maus, Michael
21	72	19,30	3,7306	42,2536	52,82	119 Sack, Matthias
22	70	19,21	3,6439	41,2724	51,59	113 Lotz, Markus
23	62	17,24	3,5963	40,7327	50,92	18 Egerer, Michael
24	62	17,27	3,5900	40,6619	50,83	9 Beyer, Uwe
25	55	16,44	3,3455	37,8922	47,37	20 Eschler, Ronald
26	72	23,00	3,1304	35,4563	44,32	79 Schramm, Gabriele
27	72	23,45	3,0704	34,7759	43,47	56 Madden, Stephen
28	61	24,25	2,5155	28,4909	35,61	74 Rombach, Hans
29	64	30,07	2,1284	24,1066	30,13	40 Knust, Dieter

MODIFIED -- Overall Stage Results

SPRING BREAK 2006 Level III

Printed April 23, 2006 at 19:45



Stage 5 -- Halle E vorne

	PTS	TIME	HIT FACTOR	STAGE POINTS	STAGE PERCENT	COMPETITOR # Name
1	67	10,22	6,5558	80,0000	100,00	76 Schlette, Karsten
2	74	13,21	5,6018	68,3589	85,45	109 Jürgens, Hans Joachim
3	79	14,12	5,5949	68,2745	85,34	110 Klopfer, Olav
4	79	14,44	5,4709	66,7615	83,45	114 Luerssen, Klaus
5	78	15,80	4,9367	60,2426	75,30	66 Piesnack, Reinhardt
6	57	18,80	3,0319	36,9984	46,25	124 Schwichtenberg, Andreas
7	60	22,05	2,7211	33,2054	41,51	42 Cress, Sven

OPEN -- Overall Stage Results**SPRING BREAK 2006 Level III**

Printed April 23, 2006 at 19:45

**Stage 6 -- Halle E hinten**

	PTS	TIME	HIT FACTOR	STAGE POINTS	STAGE PERCENT	COMPETITOR # Name
1	133	15,52	8,5696	150,0000	100,00	97 Wilda, Christian
2	134	16,67	8,0384	140,7021	93,80	89 Tran, Faj
3	138	20,61	6,6958	117,2013	78,13	15 Brozio, Werner
4	118	18,70	6,3102	110,4515	73,63	118 Risse, Thomas
5	139	22,06	6,3010	110,2911	73,53	2 Altmann, Markus
6	143	23,09	6,1932	108,4035	72,27	93 Wallroth, Marion
7	139	22,46	6,1888	108,3269	72,22	70 Rengart, Norbert
8	134	22,79	5,8798	102,9181	68,61	32 Ilc, Helmut
9	104	17,72	5,8691	102,7309	68,49	80 Schulte, Andreas
10	144	25,80	5,5814	97,6954	65,13	130 Voigt, Jürgen
11	126	23,53	5,3549	93,7303	62,49	49 Lemke, Klaus
12	135	25,83	5,2265	91,4831	60,99	92 Vigl, Harald
13	117	23,46	4,9872	87,2950	58,20	82 Schweiger, Dr. Ullrich
14	135	27,99	4,8232	84,4233	56,28	46 Lange, Bernd
15	116	24,73	4,6907	82,1042	54,74	131 Weitzel, Axel
16	143	31,70	4,5110	78,9602	52,64	63 Müller, Kerstin
17	110	24,45	4,4990	78,7490	52,50	53 Loerke, Juergen
18	136	30,40	4,4737	78,3063	52,20	28 Guenther, Reinhard
19	140	33,03	4,2386	74,1909	49,46	10 Biesterfeld, Horst
20	85	21,57	3,9407	68,9763	45,98	30 Hoppegarten, Rainer
21	111	28,66	3,8730	67,7919	45,19	58 Malz, Kerstin
22	138	36,33	3,7985	66,4883	44,33	78 Smollich, Dieter
23	78	21,09	3,6984	64,7365	43,16	81 Schulte, Nico
24	137	37,25	3,6779	64,3762	42,92	140 Schweiger, Elisa
25	123	33,69	3,6509	63,9051	42,60	69 Remek, Claudia
26	107	29,52	3,6247	63,4452	42,30	123 Schmidt, Jürgen
27	94	28,43	3,3064	57,8738	38,58	31 Hubmayer, Otto
28	87	32,21	2,7010	47,2781	31,52	6 Beck, Klaus
29	74	31,43	2,3544	41,2115	27,47	88 Toth-Pogats, Sandra

STANDARD -- Overall Stage Results

SPRING BREAK 2006 Level III

Printed April 23, 2006 at 19:45



Stage 6 -- Halle E hinten

	PTS	TIME	HIT FACTOR	STAGE POINTS	STAGE PERCENT	COMPETITOR # Name
1	128	17,00	7,5294	150,0000	100,00	16 Damm, Oliver
2	144	20,18	7,1358	142,1581	94,77	34 Jensen, Ralf K.
3	136	19,63	6,9282	138,0222	92,01	5 Backstrom, Mats O.
4	128	22,33	5,7322	114,1962	76,13	136 Ksycki, Andre
5	118	21,09	5,5951	111,4643	74,31	29 Hagemann, Lars
6	131	23,80	5,5042	109,6540	73,10	57 Madsen, Bo Stampe
7	120	22,61	5,3074	105,7331	70,49	12 Bonde, Thorben
8	126	24,16	5,2152	103,8972	69,26	23 Gerstenberg, Ralf
9	118	22,90	5,1528	102,6542	68,44	125 Soukup, Jan
10	138	26,86	5,1378	102,3536	68,24	68 Rauch, Richard
11	119	24,27	4,9032	97,6804	65,12	39 Kneringer, Mario
12	134	28,49	4,7034	93,7006	62,47	52 Lindberg, Henrik
13	118	25,15	4,6918	93,4704	62,31	75 Schieck, Peter
14	132	30,06	4,3912	87,4813	58,32	71 Rittig, Claus
15	115	26,46	4,3462	86,5841	57,72	41 Koch, Jorgen
16	126	29,76	4,2339	84,3466	56,23	17 Depta, Alexander
17	134	32,11	4,1732	83,1371	55,42	115 Marten, Bernd
18	120	29,08	4,1265	82,2086	54,81	111 Kühn, Ragnar
19	135	32,75	4,1221	82,1207	54,75	1 Albrecht, Mario
20	111	27,18	4,0839	81,3587	54,24	62 Mizuro, Maciej
21	116	29,20	3,9726	79,1417	52,76	126 Stettinisch, Rainer
22	130	34,57	3,7605	74,9159	49,94	132 Bochinski, Thomas
23	113	30,15	3,7479	74,6657	49,78	48 Laukes, Karl
24	113	31,05	3,6393	72,5015	48,33	44 Koependoerfer, Peter
25	126	34,66	3,6353	72,4223	48,28	43 Kolakowski, Jan
26	98	27,84	3,5201	70,1273	46,75	3 Andriopoulos, Vasili
27	121	34,61	3,4961	69,6489	46,43	95 Westerdorf, Petra
28	113	33,03	3,4211	68,1554	45,44	38 Klingberg, Anja
29	107	31,55	3,3914	67,5639	45,04	22 Gerstenberg, David
30	124	38,34	3,2342	64,4317	42,95	84 Soedergren, Tine
31	101	31,63	3,1932	63,6140	42,41	13 Bressous, Andreas
32	117	36,66	3,1915	63,5805	42,39	90 Uhlig, Matthias
33	105	33,69	3,1167	62,0896	41,39	25 Gruenaug, Gerd
34	127	40,84	3,1097	61,9510	41,30	139 Haermand, Renate
35	95	30,70	3,0945	61,6475	41,10	112 Kuse, Jens
36	126	40,97	3,0754	61,2682	40,85	35 Kazmierczak, Aga
37	80	27,64	2,8944	57,6610	38,44	83 Slama, Claus
38	108	37,75	2,8609	56,9950	38,00	54 Lozinski, Pavel
39	126	44,60	2,8251	56,2815	37,52	94 Waschkawitz, Lars
40	137	48,94	2,7993	55,7682	37,18	60 Meyer, Heinz
41	100	36,43	2,7450	54,6854	36,46	64 Niedermeyer, Andreas
42	117	43,46	2,6921	53,6323	35,75	137 Adomeit, Frank
43	115	44,86	2,5635	51,0703	34,05	87 Terving, Armin
44	88	34,94	2,5186	50,1753	33,45	116 Piwonski, Knut
45	76	32,10	2,3676	47,1671	31,44	105 Fritsche, Lutz
46	46	22,89	2,0096	40,0352	26,69	65 Pantzer, Bernd

STANDARD -- Overall Stage Results

SPRING BREAK 2006 Level III

Printed April 23, 2006 at 19:45



Stage 6 -- Halle E hinten

	PTS	TIME	HIT FACTOR	STAGE POINTS	STAGE PERCENT	COMPETITOR # Name
47	77	39,48	1,9504	38,8547	25,90	45 Krüger, Karl-Heinz
48	65	33,47	1,9420	38,6890	25,79	36 Glas, Anton
49	87	46,73	1,8618	37,0897	24,73	106 Hartmann, Axel
50	91	49,41	1,8417	36,6908	24,46	51 Lilienthal, Sören
51	69	37,98	1,8167	36,1930	24,13	96 Wiedemann, Kerstin
52	78	49,87	1,5641	31,1591	20,77	91 Vaupel, Cora
53	0	34,26	0,0000	0,0000	0,00	7 Beier, Peter

PRODUCTION -- Overall Stage Results

SPRING BREAK 2006 Level III

Printed April 23, 2006 at 19:45



Stage 6 -- Halle E hinten

	PTS	TIME	HIT FACTOR	STAGE POINTS	STAGE PERCENT	COMPETITOR # Name
1	132	22,04	5,9891	150,0000	100,00	77 Schmidt, Tino
2	138	24,56	5,6189	140,7277	93,82	24 Grigaitis, Mindaugas
3	113	20,84	5,4223	135,8031	90,54	26 Grzelka, Krzysztop
4	126	24,07	5,2347	131,1062	87,40	8 Bettermann, Heribert
5	114	22,93	4,9717	124,5173	83,01	134 Braun, Jürgen
6	124	25,37	4,8877	122,4137	81,61	50 Lentz, Arne
7	106	21,94	4,8314	121,0036	80,67	27 Grzelka, Zbigniew
8	107	22,64	4,7261	118,3685	78,91	135 Bäther, Richard
9	109	24,64	4,4237	110,7936	73,86	138 Koch, Robert
10	118	29,38	4,0163	100,5910	67,06	103 Dell, Andreas
11	96	24,12	3,9801	99,6834	66,46	119 Sack, Matthias
12	98	24,75	3,9596	99,1699	66,11	85 Sokolowski, Leszek
13	126	35,61	3,5383	88,6191	59,08	59 Maus, Michael
14	87	24,83	3,5038	87,7549	58,50	100 Bowakow, Ludwig
15	116	34,26	3,3859	84,8007	56,53	86 Stolba, Daniel
16	101	29,91	3,3768	84,5734	56,38	20 Eschler, Ronald
17	105	31,84	3,2977	82,5934	55,06	21 Forster, Stefan
18	95	32,20	2,9503	73,8919	49,26	56 Madden, Stephen
19	92	32,71	2,8126	70,4427	46,96	14 Brockmann, Christoph
20	73	26,13	2,7937	69,9701	46,65	104 Finke, Thorsten
21	92	33,28	2,7644	69,2362	46,16	113 Lotz, Markus
22	94	35,36	2,6584	66,5801	44,39	79 Schramm, Gabriele
23	91	38,99	2,3339	58,4544	38,97	4 Bach, Mads
24	57	30,57	1,8646	46,6991	31,13	61 Minelga, Alfonsas
25	66	37,21	1,7737	44,4235	29,62	11 Binder, Jürgen
26	96	54,45	1,7631	44,1573	29,44	40 Knust, Dieter
27	43	28,69	1,4988	37,5376	25,03	9 Beyer, Uwe
28	43	48,58	0,8851	22,1687	14,78	74 Rombach, Hans
29	7	31,48	0,2224	5,5692	3,71	18 Egerer, Michael

MODIFIED -- Overall Stage Results

SPRING BREAK 2006 Level III

Printed April 23, 2006 at 19:45



Stage 6 -- Halle E hinten

	PTS	TIME	HIT FACTOR	STAGE POINTS	STAGE PERCENT	COMPETITOR # Name
1	123	19,61	6,2723	150,0000	100,00	76 Schlette, Karsten
2	129	23,63	5,4592	130,5539	87,04	124 Schwichtenberg, Andreas
3	140	28,17	4,9698	118,8516	79,23	114 Luerssen, Klaus
4	92	26,67	3,4496	82,4952	55,00	110 Klopfer, Olav
5	71	23,01	3,0856	73,7913	49,19	109 Jürgens, Hans Joachim
6	106	34,66	3,0583	73,1377	48,76	66 Piesnack, Reinhardt
7	70	44,96	1,5569	37,2336	24,82	42 Cress, Sven

OPEN -- Overall Stage Results**SPRING BREAK 2006 Level III**

Printed April 23, 2006 at 19:45

**Stage 7 -- Halle F vorne**

	PTS	TIME	HIT FACTOR	STAGE POINTS	STAGE PERCENT	COMPETITOR # Name
1	81	5,58	14,5161	85,0000	100,00	97 Wilda, Christian
2	81	5,65	14,3363	83,9469	98,76	30 Hoppegarten, Rainer
3	82	6,22	13,1833	77,1954	90,82	130 Voigt, Jürgen
4	77	6,51	11,8280	69,2593	81,48	46 Lange, Bernd
5	62	5,31	11,6761	68,3699	80,44	82 Schweiger, Dr. Ullrich
6	55	4,81	11,4345	66,9554	78,77	89 Tran, Faj
7	53	4,86	10,9053	63,8569	75,13	80 Schulte, Andreas
8	81	7,62	10,6299	62,2441	73,23	6 Beck, Klaus
9	64	6,14	10,4235	61,0351	71,81	49 Lemke, Klaus
10	78	7,60	10,2632	60,0965	70,70	63 Müller, Kerstin
11	74	7,44	9,9462	58,2407	68,52	81 Schulte, Nico
12	79	7,95	9,9371	58,1873	68,46	53 Loerke, Juergen
13	80	8,12	9,8522	57,6902	67,87	69 Remek, Claudia
14	69	7,33	9,4134	55,1205	64,85	93 Wallroth, Marion
15	64	6,95	9,2086	53,9217	63,44	32 Ilc, Helmut
16	77	8,44	9,1232	53,4215	62,85	123 Schmidt, Jürgen
17	77	8,99	8,5651	50,1533	59,00	28 Guenther, Reinhard
18	80	9,62	8,3160	48,6948	57,29	58 Malz, Kerstin
19	73	8,83	8,2673	48,4095	56,95	88 Toth-Pogats, Sandra
20	62	7,54	8,2228	48,1491	56,65	31 Hubmayer, Otto
21	81	9,98	8,1162	47,5251	55,91	10 Biesterfeld, Horst
22	46	5,94	7,7441	45,3461	53,35	118 Risse, Thomas
23	70	10,29	6,8027	39,8337	46,86	140 Schweiger, Elisa
24	71	12,11	5,8629	34,3307	40,39	70 Rengart, Norbert
25	40	8,01	4,9938	29,2412	34,40	131 Weitzel, Axel
26	28	6,17	4,5381	26,5730	31,26	15 Brozio, Werner
27	29	6,41	4,5242	26,4916	31,17	2 Altmann, Markus
28	24	6,79	3,5346	20,6971	24,35	92 Vigl, Harald
29	30	8,52	3,5211	20,6182	24,26	78 Smollich, Dieter

STANDARD -- Overall Stage Results**SPRING BREAK 2006 Level III**

Printed April 23, 2006 at 19:45

**Stage 7 -- Halle F vorne**

	PTS	TIME	HIT FACTOR	STAGE POINTS	STAGE PERCENT	COMPETITOR # Name
1	77	4,92	15,6504	85,0000	100,00	16 Damm, Oliver
2	76	6,33	12,0063	65,2083	76,72	34 Jensen, Ralf K.
3	81	7,77	10,4247	56,6184	66,61	136 Ksycki, Andre
4	67	6,89	9,7242	52,8140	62,13	75 Schieck, Peter
5	62	6,55	9,4656	51,4095	60,48	39 Kneringer, Mario
6	75	7,97	9,4103	51,1089	60,13	44 Koependoerfer, Peter
7	75	8,05	9,3168	50,6010	59,53	5 Backstrom, Mats O.
8	46	5,07	9,0730	49,2769	57,97	29 Hagemann, Lars
9	73	8,52	8,5681	46,5347	54,75	52 Lindberg, Henrik
10	78	9,23	8,4507	45,8972	54,00	106 Hartmann, Axel
11	77	9,14	8,4245	45,7549	53,83	23 Gerstenberg, Ralf
12	73	9,71	7,5180	40,8316	48,04	1 Albrecht, Mario
13	70	9,37	7,4707	40,5744	47,73	3 Andriopoulos, Vasili
14	71	9,54	7,4423	40,4206	47,55	125 Soukup, Jan
15	67	9,05	7,4033	40,2087	47,30	111 Kühn, Ragnar
16	77	10,60	7,2642	39,4528	46,42	112 Kuse, Jens
17	67	9,27	7,2276	39,2544	46,18	25 Gruenaug, Gerd
18	46	6,42	7,1651	38,9149	45,78	41 Koch, Jorgen
19	81	11,65	6,9528	37,7618	44,43	116 Piwonski, Knut
20	44	6,49	6,7797	36,8215	43,32	57 Madsen, Bo Stampe
21	65	9,70	6,7010	36,3944	42,82	48 Laukes, Karl
22	75	11,39	6,5847	35,7627	42,07	87 Terving, Armin
23	71	11,00	6,4545	35,0557	41,24	62 Mizuro, Maciej
24	79	12,74	6,2009	33,6784	39,62	54 Lozinski, Pavel
25	60	9,81	6,1162	33,2182	39,08	115 Marten, Bernd
26	77	12,68	6,0726	32,9811	38,80	38 Klingberg, Anja
27	56	9,53	5,8762	31,9145	37,55	68 Rauch, Richard
28	59	10,38	5,6840	30,8708	36,32	35 Kazmierczak, Aga
29	43	7,74	5,5556	30,1732	35,50	36 Glas, Anton
30	44	7,93	5,5486	30,1351	35,45	84 Soedergren, Tine
31	82	14,99	5,4703	29,7102	34,95	51 Lilienthal, Sören
32	58	10,63	5,4563	29,6338	34,86	126 Stettinisch, Rainer
33	83	15,29	5,4284	29,4825	34,69	60 Meyer, Heinz
34	83	15,53	5,3445	29,0268	34,15	71 Rittig, Claus
35	51	10,04	5,0797	27,5886	32,46	7 Beier, Peter
36	49	9,83	4,9847	27,0730	31,85	90 Uhlig, Matthias
37	76	15,50	4,9032	26,6302	31,33	139 Haermand, Renate
38	76	15,77	4,8193	26,1743	30,79	105 Fritsche, Lutz
39	45	9,42	4,7771	25,9451	30,52	64 Niedermeyer, Andreas
40	51	11,40	4,4737	24,2973	28,59	95 Westerdorf, Petra
41	56	12,78	4,3818	23,7985	28,00	96 Wiedemann, Kerstin
42	57	13,16	4,3313	23,5241	27,68	13 Bressous, Andreas
43	41	9,69	4,2312	22,9802	27,04	137 Adomeit, Frank
44	46	12,36	3,7217	20,2131	23,78	45 Krüger, Karl-Heinz
45	39	11,97	3,2581	17,6955	20,82	83 Slama, Claus
46	37	12,68	2,9180	15,8480	18,64	94 Waschkawitz, Lars

STANDARD -- Overall Stage Results

SPRING BREAK 2006 Level III

Printed April 23, 2006 at 19:45



Stage 7 -- Halle F vorne

	PTS	TIME	HIT FACTOR	STAGE POINTS	STAGE PERCENT	COMPETITOR # Name
47	26	9,82	2,6477	14,3799	16,92	65 Pantzer, Bernd
48	29	11,49	2,5239	13,7079	16,13	17 Depta, Alexander
49	39	16,85	2,3145	12,5707	14,79	91 Vaupel, Cora
50	26	24,45	1,0634	5,7755	6,79	43 Kolakowski, Jan
51	6	23,77	0,2524	1,3709	1,61	22 Gerstenberg, David
52	1	5,47	0,1828	0,9929	1,17	12 Bonde, Thorben

PRODUCTION -- Overall Stage Results**SPRING BREAK 2006 Level III**

Printed April 23, 2006 at 19:45

**Stage 7 -- Halle F vorne**

	PTS	TIME	HIT FACTOR	STAGE POINTS	STAGE PERCENT	COMPETITOR # Name
1	71	6,35	11,1811	85,0000	100,00	77 Schmidt, Tino
2	62	5,59	11,0912	84,3168	99,20	50 Lentz, Arne
3	69	6,28	10,9873	83,5264	98,27	135 Bäther, Richard
4	75	7,52	9,9734	75,8189	89,20	100 Bowakow, Ludwig
5	75	7,99	9,3867	71,3590	83,95	26 Grzelka, Krzysztop
6	73	8,95	8,1564	62,0061	72,95	14 Brockmann, Christoph
7	65	8,26	7,8692	59,8229	70,38	85 Sokolowski, Leszek
8	53	6,76	7,8402	59,6024	70,12	104 Finke, Thorsten
9	55	7,80	7,0513	53,6046	63,06	119 Sack, Matthias
10	71	10,21	6,9540	52,8648	62,19	20 Eschler, Ronald
11	42	6,07	6,9193	52,6011	61,88	134 Braun, Jürgen
12	83	12,21	6,7977	51,6769	60,80	21 Forster, Stefan
13	57	8,42	6,7696	51,4632	60,54	61 Minelga, Alfonsas
14	73	11,01	6,6303	50,4046	59,30	9 Beyer, Uwe
15	75	11,64	6,4433	48,9827	57,63	103 Dell, Andreas
16	58	9,09	6,3806	48,5063	57,07	138 Koch, Robert
17	81	13,42	6,0358	45,8846	53,98	4 Bach, Mads
18	65	11,05	5,8824	44,7183	52,61	27 Grzelka, Zbigniew
19	77	14,22	5,4149	41,1647	48,43	59 Maus, Michael
20	75	14,11	5,3154	40,4081	47,54	11 Binder, Jürgen
21	59	11,16	5,2867	40,1904	47,28	8 Bettermann, Heribert
22	77	14,96	5,1471	39,1285	46,03	40 Knust, Dieter
23	55	11,19	4,9151	37,3652	43,96	86 Stolba, Daniel
24	48	9,86	4,8682	37,0083	43,54	113 Lotz, Markus
25	56	11,98	4,6745	35,5358	41,81	18 Egerer, Michael
26	32	6,87	4,6579	35,4101	41,66	24 Grigaitis, Mindaugas
27	69	15,22	4,5335	34,4642	40,55	79 Schramm, Gabriele
28	43	13,87	3,1002	23,5682	27,73	74 Rombach, Hans
29	54	28,28	1,9095	14,5161	17,08	56 Madden, Stephen

MODIFIED -- Overall Stage Results

SPRING BREAK 2006 Level III

Printed April 23, 2006 at 19:45



Stage 7 -- Halle F vorne

	PTS	TIME	HIT FACTOR	STAGE POINTS	STAGE PERCENT	COMPETITOR # Name
1	77	6,17	12,4797	85,0000	100,00	124 Schwichtenberg, Andreas
2	61	6,48	9,4136	64,1163	75,43	76 Schlette, Karsten
3	73	8,94	8,1655	55,6159	65,43	109 Jürgens, Hans Joachim
4	72	9,64	7,4689	50,8708	59,85	110 Klopfer, Olav
5	80	11,13	7,1878	48,9563	57,60	66 Piesnack, Reinhardt
6	36	12,66	2,8436	19,3679	22,79	42 Cress, Sven
7	70	26,69	2,6227	17,8633	21,02	114 Luerssen, Klaus

OPEN -- Overall Stage Results**SPRING BREAK 2006 Level III**

Printed April 23, 2006 at 19:45

**Stage 8 -- Halle F hinten**

	PTS	TIME	HIT FACTOR	STAGE POINTS	STAGE PERCENT	COMPETITOR # Name
1	104	8,10	12,8395	125,0000	100,00	89 Tran, Faj
2	118	9,42	12,5265	121,9531	97,56	97 Wilda, Christian
3	103	9,38	10,9808	106,9045	85,52	80 Schulte, Andreas
4	120	12,69	9,4563	92,0622	73,65	30 Hoppegarten, Rainer
5	120	13,90	8,6331	84,0481	67,24	70 Rengart, Norbert
6	118	14,27	8,2691	80,5044	64,40	82 Schweiger, Dr. Ullrich
7	115	13,94	8,2496	80,3150	64,25	53 Loerke, Juergen
8	117	14,59	8,0192	78,0714	62,46	32 Ilc, Helmut
9	118	14,79	7,9784	77,6740	62,14	15 Brozio, Werner
10	109	14,00	7,7857	75,7984	60,64	2 Altmann, Markus
11	106	14,00	7,5714	73,7122	58,97	46 Lange, Bernd
12	120	15,91	7,5424	73,4299	58,74	93 Wallroth, Marion
13	91	12,33	7,3804	71,8522	57,48	131 Weitzel, Axel
14	118	16,12	7,3201	71,2654	57,01	49 Lemke, Klaus
15	114	15,76	7,2335	70,4223	56,34	69 Remek, Claudia
16	115	16,10	7,1429	69,5398	55,63	92 Vigl, Harald
17	112	16,49	6,7920	66,1240	52,90	63 Müller, Kerstin
18	122	18,22	6,6959	65,1888	52,15	130 Voigt, Jürgen
19	109	16,95	6,4307	62,6064	50,09	28 Guenther, Reinhard
20	95	15,43	6,1568	59,9404	47,95	81 Schulte, Nico
21	118	19,26	6,1267	59,6468	47,72	6 Beck, Klaus
22	116	19,37	5,9886	58,3029	46,64	123 Schmidt, Jürgen
23	106	18,64	5,6867	55,3633	44,29	10 Biesterfeld, Horst
24	121	21,64	5,5915	54,4365	43,55	58 Malz, Kerstin
25	107	20,31	5,2683	51,2903	41,03	31 Hubmayer, Otto
26	95	18,38	5,1687	50,3199	40,26	78 Smollich, Dieter
27	108	21,52	5,0186	48,8588	39,09	88 Toth-Pogats, Sandra
28	88	21,52	4,0892	39,8109	31,85	140 Schweiger, Elisa
29	0	3,16	0,0000	0,0000	0,00	118 Risse, Thomas

STANDARD -- Overall Stage Results**SPRING BREAK 2006 Level III**

Printed April 23, 2006 at 19:45

**Stage 8 -- Halle F hinten**

	PTS	TIME	HIT FACTOR	STAGE POINTS	STAGE PERCENT	COMPETITOR # Name
1	112	10,20	10,9804	125,0000	100,00	16 Damm, Oliver
2	113	11,91	9,4878	108,0087	86,41	34 Jensen, Ralf K.
3	119	13,83	8,6045	97,9528	78,36	57 Madsen, Bo Stampe
4	117	13,63	8,5840	97,7197	78,18	136 Ksycki, Andre
5	118	14,25	8,2807	94,2669	75,41	5 Backstrom, Mats O.
6	97	13,01	7,4558	84,8763	67,90	39 Kneringer, Mario
7	114	16,86	6,7616	76,9732	61,58	3 Andriopoulos, Vasili
8	103	15,30	6,7320	76,6369	61,31	29 Hagemann, Lars
9	110	16,47	6,6788	76,0311	60,82	68 Rauch, Richard
10	119	17,87	6,6592	75,8079	60,65	52 Lindberg, Henrik
11	111	17,67	6,2818	71,5119	57,21	125 Soukup, Jan
12	111	18,04	6,1530	70,0452	56,04	62 Mizuro, Maciej
13	95	15,48	6,1370	69,8626	55,89	75 Schieck, Peter
14	109	18,17	5,9989	68,2910	54,63	23 Gerstenberg, Ralf
15	109	18,19	5,9923	68,2160	54,57	83 Slama, Claus
16	99	16,78	5,8999	67,1638	53,73	41 Koch, Jorgen
17	117	20,20	5,7921	65,9366	52,75	112 Kuse, Jens
18	99	18,08	5,4757	62,3346	49,87	84 Soedergren, Tine
19	114	21,14	5,3926	61,3892	49,11	116 Piwonski, Knut
20	101	19,13	5,2797	60,1033	48,08	126 Stettinisch, Rainer
21	81	15,39	5,2632	59,9154	47,93	65 Pantzer, Bernd
22	112	21,80	5,1376	58,4862	46,79	115 Marten, Bernd
23	105	20,45	5,1345	58,4505	46,76	71 Rittig, Claus
24	103	20,64	4,9903	56,8093	45,45	48 Laukes, Karl
25	82	16,77	4,8897	55,6638	44,53	12 Bonde, Thorben
26	102	21,27	4,7955	54,5915	43,67	7 Beier, Peter
27	97	20,47	4,7386	53,9444	43,16	43 Kolakowski, Jan
28	101	21,42	4,7152	53,6777	42,94	1 Albrecht, Mario
29	105	22,91	4,5832	52,1743	41,74	111 Kühn, Ragnar
30	88	19,47	4,5198	51,4528	41,16	44 Koependoerfer, Peter
31	109	24,39	4,4690	50,8753	40,70	25 Gruenaug, Gerd
32	107	24,40	4,3852	49,9213	39,94	64 Niedermeyer, Andreas
33	121	27,83	4,3478	49,4953	39,60	106 Hartmann, Axel
34	115	27,31	4,2109	47,9367	38,35	38 Klingberg, Anja
35	107	25,70	4,1634	47,3961	37,92	54 Lozinski, Pavel
36	85	20,55	4,1363	47,0868	37,67	36 Glas, Anton
37	96	23,27	4,1255	46,9642	37,57	95 Westerdorf, Petra
38	91	22,07	4,1232	46,9387	37,55	13 Bressous, Andreas
39	108	26,40	4,0909	46,5706	37,26	139 Haermand, Renate
40	117	30,29	3,8627	43,9723	35,18	60 Meyer, Heinz
41	80	20,84	3,8388	43,7003	34,96	17 Depta, Alexander
42	90	23,69	3,7991	43,2484	34,60	35 Kazmierczak, Aga
43	89	24,71	3,6018	41,0024	32,80	45 Krüger, Karl-Heinz
44	104	29,08	3,5763	40,7128	32,57	51 Lilienthal, Sören
45	68	21,28	3,1955	36,3772	29,10	87 Terving, Armin
46	85	26,74	3,1788	36,1868	28,95	94 Waschkawitz, Lars

STANDARD -- Overall Stage Results

SPRING BREAK 2006 Level III

Printed April 23, 2006 at 19:45



Stage 8 -- Halle F hinten

	PTS	TIME	HIT FACTOR	STAGE POINTS	STAGE PERCENT	COMPETITOR # Name
47	80	28,58	2,7992	31,8654	25,49	137 Adomeit, Frank
48	73	29,76	2,4530	27,9243	22,34	96 Wiedemann, Kerstin
49	80	34,43	2,3236	26,4512	21,16	91 Vaupel, Cora
50	45	21,76	2,0680	23,5421	18,83	90 Uhlig, Matthias
51	28	20,55	1,3625	15,5109	12,41	105 Fritsche, Lutz
52	33	28,16	1,1719	13,3405	10,67	22 Gerstenberg, David

PRODUCTION -- Overall Stage Results**SPRING BREAK 2006 Level III**

Printed April 23, 2006 at 19:45

**Stage 8 -- Halle F hinten**

	PTS	TIME	HIT FACTOR	STAGE POINTS	STAGE PERCENT	COMPETITOR # Name
1	107	11,76	9,0986	125,0000	100,00	77 Schmidt, Tino
2	103	12,78	8,0595	110,7235	88,58	100 Bowakow, Ludwig
3	107	14,40	7,4306	102,0833	81,67	26 Grzelka, Krzysztop
4	119	16,49	7,2165	99,1425	79,31	24 Grigaitis, Mindaugas
5	92	13,12	7,0122	96,3358	77,07	8 Bettermann, Heribert
6	93	13,83	6,7245	92,3835	73,91	119 Sack, Matthias
7	109	16,33	6,6748	91,7010	73,36	138 Koch, Robert
8	115	18,24	6,3048	86,6177	69,29	103 Dell, Andreas
9	91	15,31	5,9438	81,6582	65,33	85 Sokolowski, Leszek
10	78	14,00	5,5714	76,5421	61,23	27 Grzelka, Zbigniew
11	79	14,29	5,5283	75,9501	60,76	50 Lentz, Arne
12	96	17,80	5,3933	74,0943	59,28	14 Brockmann, Christoph
13	113	21,44	5,2705	72,4081	57,93	59 Maus, Michael
14	105	20,48	5,1270	70,4357	56,35	20 Eschler, Ronald
15	111	21,70	5,1152	70,2743	56,22	86 Stolba, Daniel
16	111	21,87	5,0754	69,7281	55,78	11 Binder, Jürgen
17	71	14,61	4,8597	66,7639	53,41	134 Braun, Jürgen
18	74	15,44	4,7927	65,8443	52,68	104 Finke, Thorsten
19	113	25,05	4,5110	61,9733	49,58	113 Lotz, Markus
20	101	22,80	4,4298	60,8583	48,69	21 Forster, Stefan
21	82	18,98	4,3203	59,3542	47,48	61 Minelga, Alfonsas
22	105	25,25	4,1584	57,1296	45,70	9 Beyer, Uwe
23	56	14,44	3,8781	53,2788	42,62	135 Bäther, Richard
24	74	19,09	3,8764	53,2549	42,60	56 Madden, Stephen
25	119	31,20	3,8141	52,3994	41,92	4 Bach, Mads
26	93	26,74	3,4779	47,7810	38,22	18 Egerer, Michael
27	78	23,98	3,2527	44,6868	35,75	79 Schramm, Gabriele
28	99	32,24	3,0707	42,1865	33,75	74 Rombach, Hans
29	117	42,77	2,7356	37,5820	30,07	40 Knust, Dieter

MODIFIED -- Overall Stage Results

SPRING BREAK 2006 Level III

Printed April 23, 2006 at 19:45




Stage 8 -- Halle F hinten

	PTS	TIME	HIT FACTOR	STAGE POINTS	STAGE PERCENT	COMPETITOR # Name
1	109	14,37	7,5852	125,0000	100,00	76 Schlette, Karsten
2	99	15,18	6,5217	107,4741	85,98	124 Schwichtenberg, Andreas
3	98	16,46	5,9538	98,1152	78,49	110 Klopfer, Olav
4	116	19,49	5,9518	98,0814	78,47	114 Luerssen, Klaus
5	85	18,31	4,6423	76,5017	61,20	109 Jürgens, Hans Joachim
6	99	22,60	4,3805	72,1883	57,75	66 Piesnack, Reinhardt
7	76	34,03	2,2333	36,8037	29,44	42 Cress, Sven

OPEN -- Overall Stage Results**SPRING BREAK 2006 Level III**

Printed April 23, 2006 at 19:45

**Stage 9 -- Halle G links**

	PTS	TIME	HIT FACTOR	STAGE POINTS	STAGE PERCENT	COMPETITOR # Name
1	82	9,17	8,9422	85,0000	100,00	97 Wilda, Christian
2	67	8,17	8,2007	77,9520	91,71	89 Tran, Faj
3	79	11,39	6,9359	65,9292	77,56	118 Risse, Thomas
4	83	12,34	6,7261	63,9348	75,22	30 Hoppegarten, Rainer
5	74	11,63	6,3629	60,4820	71,16	80 Schulte, Andreas
6	82	13,15	6,2357	59,2738	69,73	93 Wallroth, Marion
7	78	13,17	5,9226	56,2967	66,23	81 Schulte, Nico
8	80	13,67	5,8522	55,6283	65,45	32 Ilc, Helmut
9	83	15,00	5,5333	52,5970	61,88	46 Lange, Bernd
10	84	15,20	5,5263	52,5303	61,80	49 Lemke, Klaus
11	83	15,06	5,5113	52,3875	61,63	53 Loerke, Juergen
12	71	13,53	5,2476	49,8810	58,68	131 Weitzel, Axel
13	81	15,56	5,2057	49,4823	58,21	70 Rengart, Norbert
14	82	16,18	5,0680	48,1737	56,67	58 Malz, Kerstin
15	81	16,14	5,0186	47,7041	56,12	82 Schweiger, Dr. Ullrich
16	74	14,78	5,0068	47,5918	55,99	63 Müller, Kerstin
17	78	16,00	4,8750	46,3393	54,52	130 Voigt, Jürgen
18	66	13,98	4,7210	44,8757	52,79	15 Brozio, Werner
19	84	17,82	4,7138	44,8070	52,71	10 Biesterfeld, Horst
20	61	13,72	4,4461	42,2620	49,72	2 Altmann, Markus
21	75	17,67	4,2445	40,3459	47,47	92 Vigl, Harald
22	77	18,24	4,2215	40,1273	47,21	69 Remek, Claudia
23	79	18,73	4,2178	40,0926	47,17	123 Schmidt, Jürgen
24	61	19,17	3,1821	30,2470	35,58	78 Smollich, Dieter
25	61	19,56	3,1186	29,6439	34,88	88 Toth-Pogats, Sandra
26	48	15,85	3,0284	28,7863	33,87	28 Guenther, Reinhard
27	67	22,55	2,9712	28,2425	33,23	6 Beck, Klaus
28	41	16,34	2,5092	23,8510	28,06	31 Hubmayer, Otto
29	64	31,21	2,0506	19,4922	22,93	140 Schweiger, Elisa

STANDARD -- Overall Stage Results**SPRING BREAK 2006 Level III**

Printed April 23, 2006 at 19:45

**Stage 9 -- Halle G links**

	PTS	TIME	HIT FACTOR	STAGE POINTS	STAGE PERCENT	COMPETITOR # Name
1	79	11,71	6,7464	85,0000	100,00	16 Damm, Oliver
2	80	11,94	6,7002	84,4179	99,32	34 Jensen, Ralf K.
3	79	13,11	6,0259	75,9230	89,32	57 Madsen, Bo Stampe
4	81	13,91	5,8231	73,3680	86,32	5 Backstrom, Mats O.
5	77	14,11	5,4571	68,7563	80,89	41 Koch, Jorgen
6	78	14,80	5,2703	66,4021	78,12	39 Kneringer, Mario
7	64	13,89	4,6076	58,0532	68,30	136 Ksycki, Andre
8	69	15,36	4,4922	56,5987	66,59	132 Bochinski, Thomas
9	75	17,49	4,2882	54,0282	63,56	75 Schieck, Peter
10	65	15,44	4,2098	53,0414	62,40	23 Gerstenberg, Ralf
11	73	17,66	4,1336	52,0812	61,27	68 Rauch, Richard
12	75	18,40	4,0761	51,3561	60,42	44 Koependoerfer, Peter
13	66	16,45	4,0122	50,5506	59,47	62 Mizuro, Maciej
14	76	19,45	3,9075	49,2315	57,92	115 Marten, Bernd
15	65	17,17	3,7857	47,6971	56,11	12 Bonde, Thorben
16	69	18,67	3,6958	46,5643	54,78	71 Rittig, Claus
17	68	19,24	3,5343	44,5300	52,39	29 Hagemann, Lars
18	74	21,05	3,5154	44,2923	52,11	3 Andriopoulos, Vasili
19	59	16,92	3,4870	43,9340	51,69	83 Slama, Claus
20	81	23,33	3,4719	43,7441	51,46	52 Lindberg, Henrik
21	79	23,01	3,4333	43,2573	50,89	116 Piwonski, Knut
22	64	18,68	3,4261	43,1670	50,78	125 Soukup, Jan
23	60	17,95	3,3426	42,1149	49,55	126 Stettinisch, Rainer
24	69	21,22	3,2516	40,9687	48,20	48 Laukes, Karl
25	69	21,40	3,2243	40,6241	47,79	111 Kühn, Ragnar
26	73	23,47	3,1104	39,1885	46,10	84 Soedergren, Tine
27	65	20,99	3,0967	39,0166	45,90	1 Albrecht, Mario
28	60	22,01	2,7260	34,3463	40,41	17 Depta, Alexander
29	72	27,17	2,6500	33,3881	39,28	90 Uhlig, Matthias
30	60	23,90	2,5105	31,6302	37,21	94 Waschkawitz, Lars
31	47	19,12	2,4582	30,9712	36,44	65 Pantzer, Bernd
32	59	25,07	2,3534	29,6515	34,88	22 Gerstenberg, David
33	60	26,96	2,2255	28,0401	32,99	54 Lozinski, Pavel
34	42	18,93	2,2187	27,9542	32,89	13 Bressous, Andreas
35	36	16,96	2,1226	26,7439	31,46	7 Beier, Peter
36	65	34,78	1,8689	23,5468	27,70	139 Haermand, Renate
37	39	20,92	1,8642	23,4883	27,63	95 Westerdorf, Petra
38	46	25,07	1,8349	23,1181	27,20	60 Meyer, Heinz
39	64	37,81	1,6927	21,3266	25,09	51 Lilienthal, Sören
40	41	26,05	1,5739	19,8301	23,33	38 Klingberg, Anja
41	65	51,56	1,2607	15,8836	18,69	25 Gruenaug, Gerd
42	48	38,49	1,2471	15,7124	18,49	106 Hartmann, Axel
43	39	32,61	1,1960	15,0682	17,73	35 Kazmierczak, Aga
44	46	38,88	1,1831	14,9067	17,54	43 Kolakowski, Jan
45	44	40,58	1,0843	13,6612	16,07	96 Wiedemann, Kerstin
46	34	33,80	1,0059	12,6739	14,91	87 Terving, Armin

STANDARD -- Overall Stage Results

SPRING BREAK 2006 Level III

Printed April 23, 2006 at 19:45



Stage 9 -- Halle G links

	PTS	TIME	HIT FACTOR	STAGE POINTS	STAGE PERCENT	COMPETITOR # Name
47	22	22,01	0,9995	12,5936	14,82	45 Krüger, Karl-Heinz
48	22	25,69	0,8564	10,7896	12,69	105 Fritsche, Lutz
49	24	31,55	0,7607	9,5843	11,28	36 Glas, Anton
50	3	33,74	0,0889	1,1203	1,32	91 Vaupel, Cora
51	1	21,11	0,0474	0,5968	0,70	112 Kuse, Jens
52	0	30,68	0,0000	0,0000	0,00	137 Adomeit, Frank
53	0	36,98	0,0000	0,0000	0,00	64 Niedermeyer, Andreas

PRODUCTION -- Overall Stage Results

SPRING BREAK 2006 Level III

Printed April 23, 2006 at 19:45



Stage 9 -- Halle G links

	PTS	TIME	HIT FACTOR	STAGE POINTS	STAGE PERCENT	COMPETITOR # Name
1	79	12,56	6,2898	85,0000	100,00	77 Schmidt, Tino
2	73	12,68	5,7571	77,8010	91,53	24 Grigaitis, Mindaugas
3	75	15,04	4,9867	67,3899	79,28	26 Grzelka, Krzysztop
4	69	14,51	4,7553	64,2633	75,60	8 Bettermann, Heribert
5	58	12,66	4,5814	61,9121	72,84	134 Braun, Jürgen
6	58	13,07	4,4376	59,9700	70,55	50 Lentz, Arne
7	65	15,86	4,0984	55,3849	65,16	119 Sack, Matthias
8	73	18,44	3,9588	53,4987	62,94	85 Sokolowski, Leszek
9	67	16,99	3,9435	53,2921	62,70	138 Koch, Robert
10	73	19,22	3,7981	51,3276	60,39	21 Forster, Stefan
11	67	18,57	3,6080	48,7578	57,36	103 Dell, Andreas
12	73	20,36	3,5855	48,4537	57,00	100 Bowakow, Ludwig
13	73	20,52	3,5575	48,0759	56,56	59 Maus, Michael
14	73	20,83	3,5046	47,3604	55,72	14 Brockmann, Christoph
15	56	16,14	3,4696	46,8885	55,16	27 Grzelka, Zbigniew
16	50	14,47	3,4554	46,6964	54,94	61 Minelga, Alfonsas
17	75	22,40	3,3482	45,2475	53,23	113 Lotz, Markus
18	48	16,77	2,8623	38,6803	45,51	104 Finke, Thorsten
19	61	22,68	2,6896	36,3470	42,76	11 Binder, Jürgen
20	71	26,78	2,6512	35,8286	42,15	18 Egerer, Michael
21	47	18,21	2,5810	34,8794	41,03	20 Eschler, Ronald
22	66	30,14	2,1898	29,5925	34,81	4 Bach, Mads
23	58	31,46	1,8436	24,9144	29,31	40 Knust, Dieter
24	48	27,43	1,7499	23,6481	27,82	74 Rombach, Hans
25	56	35,77	1,5656	21,1568	24,89	9 Beyer, Uwe
26	33	23,50	1,4043	18,9770	22,33	56 Madden, Stephen
27	15	17,21	0,8716	11,7786	13,86	135 Bäther, Richard
28	8	18,43	0,4341	5,8661	6,90	86 Stolba, Daniel
29	2	23,66	0,0845	1,1423	1,34	79 Schramm, Gabriele

MODIFIED -- Overall Stage Results

SPRING BREAK 2006 Level III

Printed April 23, 2006 at 19:45




Stage 9 -- Halle G links

	PTS	TIME	HIT FACTOR	STAGE POINTS	STAGE PERCENT	COMPETITOR # Name
1	76	10,84	7,0111	85,0000	100,00	76 Schlette, Karsten
2	82	15,94	5,1443	62,3678	73,37	110 Klopfer, Olav
3	60	15,22	3,9422	47,7938	56,23	124 Schwichtenberg, Andreas
4	58	21,93	2,6448	32,0645	37,72	66 Piesnack, Reinhardt
5	41	16,01	2,5609	31,0475	36,53	114 Luerssen, Klaus
6	50	22,07	2,2655	27,4664	32,31	109 Jürgens, Hans Joachim
7	48	33,45	1,4350	17,3972	20,47	42 Cress, Sven

OPEN -- Overall Stage Results**SPRING BREAK 2006 Level III**

Printed April 23, 2006 at 19:45

**Stage 10 -- Halle G rechts**

	PTS	TIME	HIT FACTOR	STAGE POINTS	STAGE PERCENT	COMPETITOR # Name
1	75	9,20	8,1522	75,0000	100,00	97 Wilda, Christian
2	74	9,55	7,7487	71,2880	95,05	89 Tran, Faj
3	66	10,45	6,3158	58,1053	77,47	80 Schulte, Andreas
4	71	11,72	6,0580	55,7338	74,31	46 Lange, Bernd
5	73	12,74	5,7300	52,7159	70,29	32 Ilc, Helmut
6	70	12,41	5,6406	51,8936	69,19	2 Altmann, Markus
7	66	11,90	5,5462	51,0252	68,03	81 Schulte, Nico
8	74	13,42	5,5142	50,7303	67,64	70 Rengart, Norbert
9	73	13,52	5,3994	49,6746	66,23	93 Wallroth, Marion
10	73	13,53	5,3954	49,6378	66,18	63 Müller, Kerstin
11	66	12,45	5,3012	48,7711	65,03	131 Weitzel, Axel
12	71	13,92	5,1006	46,9253	62,57	53 Loerke, Juergen
13	55	11,46	4,7993	44,1536	58,87	118 Risse, Thomas
14	58	12,13	4,7815	43,9901	58,65	30 Hoppegarten, Rainer
15	74	15,77	4,6925	43,1706	57,56	92 Vigl, Harald
16	65	14,16	4,5904	42,2316	56,31	58 Malz, Kerstin
17	73	16,30	4,4785	41,2025	54,94	69 Remek, Claudia
18	63	14,43	4,3659	40,1663	53,56	15 Brozio, Werner
19	73	16,81	4,3427	39,9524	53,27	10 Biesterfeld, Horst
20	72	16,84	4,2755	39,3349	52,45	123 Schmidt, Jürgen
21	59	14,21	4,1520	38,1985	50,93	49 Lemke, Klaus
22	68	16,82	4,0428	37,1938	49,59	31 Hubmayer, Otto
23	44	11,70	3,7607	34,5983	46,13	82 Schweiger, Dr. Ullrich
24	74	20,00	3,7000	34,0400	45,39	130 Voigt, Jürgen
25	68	20,05	3,3915	31,2020	41,60	28 Guenther, Reinhard
26	72	21,42	3,3613	30,9244	41,23	140 Schweiger, Elisa
27	71	23,71	2,9945	27,5496	36,73	88 Toth-Pogats, Sandra
28	72	27,51	2,6172	24,0785	32,10	6 Beck, Klaus
29	66	25,22	2,6170	24,0761	32,10	78 Smollich, Dieter

STANDARD -- Overall Stage Results**SPRING BREAK 2006 Level III**

Printed April 23, 2006 at 19:45

**Stage 10 -- Halle G rechts**

	PTS	TIME	HIT FACTOR	STAGE POINTS	STAGE PERCENT	COMPETITOR # Name
1	68	10,29	6,6084	75,0000	100,00	57 Madsen, Bo Stampe
2	72	10,91	6,5995	74,8989	99,87	16 Damm, Oliver
3	69	10,79	6,3948	72,5764	96,77	34 Jensen, Ralf K.
4	72	11,52	6,2500	70,9329	94,58	5 Backstrom, Mats O.
5	69	13,84	4,9855	56,5823	75,44	29 Hagemann, Lars
6	73	14,77	4,9425	56,0932	74,79	62 Mizuro, Maciej
7	67	13,81	4,8516	55,0616	73,42	39 Kneringer, Mario
8	58	14,38	4,0334	45,7759	61,03	43 Kolakowski, Jan
9	65	16,55	3,9275	44,5742	59,43	83 Slama, Claus
10	67	17,19	3,8976	44,2351	58,98	52 Lindberg, Henrik
11	57	14,74	3,8670	43,8879	58,52	75 Schieck, Peter
12	69	18,23	3,7850	42,9566	57,28	116 Piwonski, Knut
13	55	14,73	3,7339	42,3768	56,50	12 Bonde, Thorben
14	65	17,42	3,7313	42,3480	56,46	17 Depta, Alexander
15	53	14,46	3,6653	41,5983	55,46	136 Ksycki, Andre
16	54	14,84	3,6388	41,2979	55,06	125 Soukup, Jan
17	71	19,71	3,6022	40,8827	54,51	54 Lozinski, Pavel
18	63	18,05	3,4903	39,6124	52,82	71 Rittig, Claus
19	67	19,43	3,4483	39,1354	52,18	95 Westerdorf, Petra
20	61	18,06	3,3776	38,3336	51,11	48 Laukes, Karl
21	67	20,59	3,2540	36,9306	49,24	84 Soedergren, Tine
22	59	18,54	3,1823	36,1169	48,16	44 Koependoerfer, Peter
23	67	21,76	3,0790	34,9449	46,59	25 Gruenaug, Gerd
24	63	20,66	3,0494	34,6081	46,14	22 Gerstenberg, David
25	56	18,49	3,0287	34,3731	45,83	132 Bochinski, Thomas
26	56	18,58	3,0140	34,2066	45,61	65 Pantzer, Bernd
27	66	22,39	2,9477	33,4547	44,61	115 Marten, Bernd
28	64	21,79	2,9371	33,3342	44,45	1 Albrecht, Mario
29	70	24,06	2,9094	33,0195	44,03	38 Klingberg, Anja
30	63	22,11	2,8494	32,3385	43,12	45 Krüger, Karl-Heinz
31	54	19,27	2,8023	31,8039	42,41	126 Stettisch, Rainer
32	65	24,37	2,6672	30,2709	40,36	60 Meyer, Heinz
33	59	22,13	2,6661	30,2579	40,34	112 Kuse, Jens
34	40	15,51	2,5790	29,2695	39,03	23 Gerstenberg, Ralf
35	44	17,41	2,5273	28,6828	38,24	41 Koch, Jorgen
36	65	25,81	2,5184	28,5820	38,11	96 Wiedemann, Kerstin
37	56	22,35	2,5056	28,4366	37,92	36 Glas, Anton
38	55	22,07	2,4921	28,2832	37,71	13 Bressous, Andreas
39	41	16,81	2,4390	27,6811	36,91	68 Rauch, Richard
40	49	21,28	2,3026	26,1332	34,84	111 Kühn, Ragnar
41	54	24,59	2,1960	24,9232	33,23	35 Kazmierczak, Aga
42	56	25,86	2,1655	24,5769	32,77	51 Lilienthal, Sören
43	39	21,54	1,8106	20,5488	27,40	3 Andriopoulos, Vasili
44	50	28,47	1,7562	19,9320	26,58	94 Waschkawitz, Lars
45	44	25,16	1,7488	19,8477	26,46	87 Terving, Armin
46	37	25,22	1,4671	16,6504	22,20	90 Uhlig, Matthias

STANDARD -- Overall Stage Results

SPRING BREAK 2006 Level III

Printed April 23, 2006 at 19:45




Stage 10 -- Halle G rechts

	PTS	TIME	HIT FACTOR	STAGE POINTS	STAGE PERCENT	COMPETITOR # Name
47	33	41,52	0,7948	9,0204	12,03	91 Vaupel, Cora
48	14	25,82	0,5422	6,1537	8,20	7 Beier, Peter
49	16	36,87	0,4340	4,9251	6,57	106 Hartmann, Axel
50	14	33,56	0,4172	4,7345	6,31	64 Niedermeyer, Andreas
51	12	30,07	0,3991	4,5291	6,04	139 Haerland, Renate
52	9	25,02	0,3597	4,0825	5,44	105 Fritsche, Lutz
53	0	19,75	0,0000	0,0000	0,00	137 Adomeit, Frank

PRODUCTION -- Overall Stage Results**SPRING BREAK 2006 Level III**

Printed April 23, 2006 at 19:45

**Stage 10 -- Halle G rechts**

	PTS	TIME	HIT FACTOR	STAGE POINTS	STAGE PERCENT	COMPETITOR # Name
1	71	10,45	6,7943	75,0000	100,00	8 Bettermann, Heribert
2	71	12,20	5,8197	64,2418	85,66	50 Lentz, Arne
3	67	13,48	4,9703	54,8661	73,15	77 Schmidt, Tino
4	71	14,58	4,8697	53,7551	71,67	138 Koch, Robert
5	71	15,52	4,5747	50,4994	67,33	135 B�ather, Richard
6	69	15,11	4,5665	50,4085	67,21	134 Braun, J�rgen
7	65	14,28	4,5518	50,2463	67,00	26 Grzelka, Krzysztop
8	56	13,58	4,1237	45,5205	60,69	24 Grigaitis, Mindaugas
9	55	14,13	3,8924	42,9675	57,29	85 Sokolowski, Leszek
10	59	15,91	3,7084	40,9356	54,58	27 Grzelka, Zbigniew
11	71	19,17	3,7037	40,8842	54,51	14 Brockmann, Christoph
12	67	18,29	3,6632	40,4371	53,92	103 Dell, Andreas
13	59	16,97	3,4767	38,3786	51,17	100 Bowakow, Ludwig
14	61	18,18	3,3553	37,0387	49,38	119 Sack, Matthias
15	71	22,35	3,1767	35,0671	46,76	113 Lotz, Markus
16	58	19,58	2,9622	32,6990	43,60	21 Forster, Stefan
17	39	13,40	2,9104	32,1277	42,84	104 Finke, Thorsten
18	65	23,84	2,7265	30,0972	40,13	86 Stolba, Daniel
19	33	12,61	2,6170	28,8880	38,52	61 Minelga, Alfonsas
20	65	25,78	2,5213	27,8323	37,11	9 Beyer, Uwe
21	65	26,81	2,4245	26,7631	35,68	11 Binder, J�rgen
22	67	29,84	2,2453	24,7854	33,05	20 Eschler, Ronald
23	59	28,77	2,0507	22,6376	30,18	40 Knust, Dieter
24	44	24,56	1,7915	19,7762	26,37	4 Bach, Mads
25	38	26,46	1,4361	15,8531	21,14	56 Madden, Stephen
26	37	31,92	1,1591	12,7955	17,06	74 Rombach, Hans
27	21	19,81	1,0601	11,7018	15,60	59 Maus, Michael
28	4	21,16	0,1890	2,0867	2,78	18 Egerer, Michael
29	1	36,31	0,0275	0,3040	0,41	79 Schramm, Gabriele

MODIFIED -- Overall Stage Results

SPRING BREAK 2006 Level III

Printed April 23, 2006 at 19:45




Stage 10 -- Halle G rechts

	PTS	TIME	HIT FACTOR	STAGE POINTS	STAGE PERCENT	COMPETITOR # Name
1	63	11,51	5,4735	75,0000	100,00	76 Schlette, Karsten
2	70	17,78	3,9370	53,9464	71,93	114 Luerssen, Klaus
3	54	15,96	3,3835	46,3614	61,82	124 Schwichtenberg, Andreas
4	53	15,94	3,3250	45,5600	60,75	110 Klopfer, Olav
5	68	21,27	3,1970	43,8064	58,41	66 Piesnack, Reinhardt
6	70	35,54	1,9696	26,9884	35,98	109 Jürgens, Hans Joachim
7	2	30,98	0,0646	0,8846	1,18	42 Cress, Sven

OPEN -- Overall Stage Results**SPRING BREAK 2006 Level III**


Printed April 23, 2006 at 19:45

**Stage 11 -- Halle M handle left**

	PTS	TIME	HIT FACTOR	STAGE POINTS	STAGE PERCENT	COMPETITOR # Name
1	42	4,99	8,4168	45,0000	100,00	89 Tran, Faj
2	41	7,26	5,6474	30,1933	67,10	46 Lange, Bernd
3	37	7,15	5,1748	27,6668	61,48	118 Risse, Thomas
4	39	8,14	4,7912	25,6156	56,92	2 Altmann, Markus
5	44	9,27	4,7465	25,3768	56,39	49 Lemke, Klaus
6	43	9,23	4,6587	24,9075	55,35	70 Rengart, Norbert
7	39	8,38	4,6539	24,8819	55,29	81 Schulte, Nico
8	39	8,85	4,4068	23,5605	52,36	32 Ilc, Helmut
9	43	10,02	4,2914	22,9438	50,99	63 Müller, Kerstin
10	43	10,16	4,2323	22,6276	50,28	93 Wallroth, Marion
11	38	9,56	3,9749	21,2515	47,23	82 Schweiger, Dr. Ullrich
12	27	7,91	3,4134	18,2495	40,55	15 Brozio, Werner
13	41	12,10	3,3884	18,1160	40,26	6 Beck, Klaus
14	43	12,94	3,3230	17,7663	39,48	10 Biesterfeld, Horst
15	29	8,94	3,2438	17,3430	38,54	53 Loerke, Juergen
16	39	12,18	3,2020	17,1191	38,04	78 Smollich, Dieter
17	44	14,02	3,1384	16,7791	37,29	130 Voigt, Jürgen
18	37	11,85	3,1224	16,6935	37,10	92 Vigl, Harald
19	40	12,86	3,1104	16,6296	36,95	69 Remek, Claudia
20	43	14,34	2,9986	16,0318	35,63	28 Guenther, Reinhard
21	41	13,79	2,9732	15,8958	35,32	58 Malz, Kerstin
22	26	8,84	2,9412	15,7248	34,94	80 Schulte, Andreas
23	43	15,38	2,7958	14,9478	33,22	88 Toth-Pogats, Sandra
24	42	16,27	2,5814	13,8015	30,67	140 Schweiger, Elisa
25	28	11,70	2,3932	12,7949	28,43	30 Hoppegarten, Rainer
26	9	13,29	0,6772	3,6206	8,05	131 Weitzel, Axel
27	30	63,51	0,4724	2,5255	5,61	31 Hubmayer, Otto
28	0	6,45	0,0000	0,0000	0,00	97 Wilda, Christian
29	0	12,65	0,0000	0,0000	0,00	123 Schmidt, Jürgen

STANDARD -- Overall Stage Results**SPRING BREAK 2006 Level III**

Printed April 23, 2006 at 19:45

**Stage 11 -- Halle M handle left**

	PTS	TIME	HIT FACTOR	STAGE POINTS	STAGE PERCENT	COMPETITOR # Name
1	43	7,12	6,0393	45,0000	100,00	34 Jensen, Ralf K.
2	43	7,75	5,5484	41,3419	91,87	39 Kneringer, Mario
3	37	6,77	5,4653	40,7228	90,50	16 Damm, Oliver
4	45	9,09	4,9505	36,8869	81,97	5 Backstrom, Mats O.
5	42	8,53	4,9238	36,6880	81,53	57 Madsen, Bo Stampe
6	45	9,72	4,6296	34,4961	76,66	23 Gerstenberg, Ralf
7	34	7,36	4,6196	34,4211	76,49	29 Hagemann, Lars
8	37	8,52	4,3427	32,3583	71,91	41 Koch, Jorgen
9	34	8,16	4,1667	31,0465	68,99	136 Ksycki, Andre
10	41	9,94	4,1247	30,7342	68,30	68 Rauch, Richard
11	37	10,10	3,6634	27,2963	60,66	52 Lindberg, Henrik
12	43	11,86	3,6256	27,0152	60,03	60 Meyer, Heinz
13	39	10,86	3,5912	26,7583	59,46	126 Stettinisch, Rainer
14	42	11,82	3,5533	26,4762	58,84	116 Piwonski, Knut
15	37	10,49	3,5272	26,2815	58,40	75 Schieck, Peter
16	41	12,49	3,2826	24,4594	54,35	1 Albrecht, Mario
17	41	12,62	3,2488	24,2074	53,79	71 Rittig, Claus
18	38	11,89	3,1960	23,8136	52,92	43 Kolakowski, Jan
19	43	13,58	3,1664	23,5935	52,43	13 Bressous, Andreas
20	39	12,32	3,1656	23,5873	52,42	3 Andriopoulos, Vasili
21	38	12,03	3,1588	23,5365	52,30	105 Fritsche, Lutz
22	41	13,42	3,0551	22,7644	50,59	12 Bonde, Thorben
23	39	12,82	3,0421	22,6673	50,37	95 Westerdorf, Petra
24	33	10,91	3,0247	22,5379	50,08	48 Laukes, Karl
25	25	9,28	2,6940	20,0732	44,61	17 Depta, Alexander
26	31	11,90	2,6050	19,4106	43,13	111 Kühn, Ragnar
27	39	15,43	2,5275	18,8331	41,85	125 Soukup, Jan
28	42	17,72	2,3702	17,6608	39,25	139 Haermand, Renate
29	42	18,14	2,3153	17,2519	38,34	51 Lilienthal, Sören
30	25	10,98	2,2769	16,9653	37,70	62 Mizuro, Maciej
31	37	18,42	2,0087	14,9670	33,26	96 Wiedemann, Kerstin
32	25	13,09	1,9099	14,2306	31,62	112 Kuse, Jens
33	25	13,57	1,8423	13,7273	30,51	38 Klingberg, Anja
34	22	12,43	1,7699	13,1879	29,31	65 Pantzer, Bernd
35	21	12,00	1,7500	13,0395	28,98	7 Beier, Peter
36	26	15,52	1,6753	12,4826	27,74	106 Hartmann, Axel
37	22	13,38	1,6442	12,2515	27,23	94 Waschkawitz, Lars
38	17	11,34	1,4991	11,1702	24,82	115 Marten, Bernd
39	26	18,75	1,3867	10,3323	22,96	90 Uhlig, Matthias
40	31	24,57	1,2617	9,4011	20,89	54 Lozinski, Pavel
41	8	10,45	0,7656	5,7042	12,68	83 Slama, Claus
42	8	12,48	0,6410	4,7764	10,61	87 Terving, Armin
43	7	13,00	0,5385	4,0122	8,92	84 Soedergren, Tine
44	5	13,89	0,3600	2,6822	5,96	45 Krüger, Karl-Heinz
45	5	17,27	0,2895	2,1573	4,79	36 Glas, Anton
46	1	14,18	0,0705	0,5255	1,17	35 Kazmierczak, Aga

STANDARD -- Overall Stage Results

SPRING BREAK 2006 Level III

Printed April 23, 2006 at 19:45



Stage 11 -- Halle M handle left

	PTS	TIME	HIT FACTOR	STAGE POINTS	STAGE PERCENT	COMPETITOR # Name
47	1	14,95	0,0669	0,4984	1,11	64 Niedermeyer, Andreas
48	0	10,45	0,0000	0,0000	0,00	44 Koependoerfer, Peter
49	0	13,24	0,0000	0,0000	0,00	22 Gerstenberg, David
50	0	15,04	0,0000	0,0000	0,00	137 Adomeit, Frank
51	0	23,09	0,0000	0,0000	0,00	141 Tepper, Hartmut
52	0	13,12	0,0000	0,0000	0,00	25 Gruenaug, Gerd
53	0	23,37	0,0000	0,0000	0,00	91 Vaupel, Cora

PRODUCTION -- Overall Stage Results**SPRING BREAK 2006 Level III**

Printed April 23, 2006 at 19:45

**Stage 11 -- Halle M handle left**

	PTS	TIME	HIT FACTOR	STAGE POINTS	STAGE PERCENT	COMPETITOR # Name
1	43	9,16	4,6943	45,0000	100,00	77 Schmidt, Tino
2	41	9,47	4,3295	41,5024	92,23	24 Grigaitis, Mindaugas
3	33	8,03	4,1096	39,3947	87,54	50 Lentz, Arne
4	35	9,60	3,6458	34,9491	77,66	14 Brockmann, Christoph
5	37	10,29	3,5957	34,4688	76,60	100 Bowakow, Ludwig
6	39	11,09	3,5167	33,7111	74,91	61 Minelga, Alfonsas
7	45	12,97	3,4695	33,2592	73,91	59 Maus, Michael
8	37	11,19	3,3065	31,6965	70,44	138 Koch, Robert
9	45	14,67	3,0675	29,4051	65,34	4 Bach, Mads
10	31	10,11	3,0663	29,3934	65,32	27 Grzelka, Zbigniew
11	31	10,39	2,9836	28,6013	63,56	134 Braun, Jürgen
12	33	11,10	2,9730	28,4991	63,33	26 Grzelka, Krzysztop
13	41	14,60	2,8082	26,9197	59,82	113 Lotz, Markus
14	39	14,61	2,6694	25,5890	56,86	86 Stolba, Daniel
15	18	6,76	2,6627	25,5250	56,72	8 Bettermann, Heribert
16	27	10,50	2,5714	24,6498	54,78	119 Sack, Matthias
17	35	13,80	2,5362	24,3124	54,03	56 Madden, Stephen
18	35	13,87	2,5234	24,1897	53,75	20 Eschler, Ronald
19	24	11,11	2,1602	20,7079	46,02	85 Sokolowski, Leszek
20	31	15,08	2,0557	19,7061	43,79	21 Forster, Stefan
21	41	20,61	1,9893	19,0698	42,38	40 Knust, Dieter
22	24	13,12	1,8293	17,5355	38,97	18 Egerer, Michael
23	16	9,32	1,7167	16,4567	36,57	135 Bäther, Richard
24	16	11,16	1,4337	13,7434	30,54	103 Dell, Andreas
25	7	18,63	0,3757	3,6018	8,00	74 Rombach, Hans
26	0	14,01	0,0000	0,0000	0,00	9 Beyer, Uwe
27	0	12,92	0,0000	0,0000	0,00	79 Schramm, Gabriele
28	0	7,32	0,0000	0,0000	0,00	104 Finke, Thorsten
29	0	12,61	0,0000	0,0000	0,00	11 Binder, Jürgen

MODIFIED -- Overall Stage Results

SPRING BREAK 2006 Level III

Printed April 23, 2006 at 19:45



Stage 11 -- Halle M handle left

	PTS	TIME	HIT FACTOR	STAGE POINTS	STAGE PERCENT	COMPETITOR # Name
1	41	9,57	4,2842	45,0000	100,00	124 Schwichtenberg, Andreas
2	41	9,84	4,1667	43,7652	97,26	110 Klopfer, Olav
3	45	14,21	3,1668	33,2628	73,92	114 Luerssen, Klaus
4	40	15,60	2,5641	26,9325	59,85	66 Piesnack, Reinhardt
5	23	9,25	2,4865	26,1172	58,04	76 Schlette, Karsten
6	28	12,84	2,1807	22,9052	50,90	109 Jürgens, Hans Joachim
7	0	29,11	0,0000	0,0000	0,00	42 Cress, Sven

OPEN -- Overall Stage Results**SPRING BREAK 2006 Level III**


Printed April 23, 2006 at 19:45

**Stage 12 -- Halle M handle right**

	PTS	TIME	HIT FACTOR	STAGE POINTS	STAGE PERCENT	COMPETITOR # Name
1	44	6,99	6,2947	45,0000	100,00	97 Wilda, Christian
2	43	7,67	5,6063	40,0784	89,06	53 Loerke, Juergen
3	43	8,32	5,1683	36,9473	82,11	70 Rengart, Norbert
4	35	7,51	4,6605	33,3169	74,04	131 Weitzel, Axel
5	42	9,04	4,6460	33,2137	73,81	63 Müller, Kerstin
6	45	10,52	4,2776	30,5797	67,95	46 Lange, Bernd
7	44	11,13	3,9533	28,2615	62,80	123 Schmidt, Jürgen
8	28	7,97	3,5132	25,1152	55,81	89 Tran, Faj
9	42	12,33	3,4063	24,3514	54,11	92 Vigl, Harald
10	27	8,25	3,2727	23,3963	51,99	118 Risse, Thomas
11	43	13,59	3,1641	22,6197	50,27	49 Lemke, Klaus
12	43	14,02	3,0670	21,9259	48,72	15 Brozio, Werner
13	43	14,79	2,9074	20,7844	46,19	28 Guenther, Reinhard
14	28	10,56	2,6515	18,9553	42,12	82 Schweiger, Dr. Ullrich
15	41	15,65	2,6198	18,7287	41,62	93 Wallroth, Marion
16	45	18,05	2,4931	17,8227	39,61	69 Remek, Claudia
17	44	18,61	2,3643	16,9022	37,56	6 Beck, Klaus
18	44	19,20	2,2917	16,3828	36,41	10 Biesterfeld, Horst
19	27	11,85	2,2785	16,2885	36,20	30 Hoppegarten, Rainer
20	40	19,70	2,0305	14,5155	32,26	88 Toth-Pogats, Sandra
21	30	15,13	1,9828	14,1749	31,50	81 Schulte, Nico
22	41	20,91	1,9608	14,0174	31,15	78 Smollich, Dieter
23	14	7,31	1,9152	13,6914	30,43	80 Schulte, Andreas
24	40	21,17	1,8895	13,5075	30,02	32 Ilc, Helmut
25	38	21,06	1,8044	12,8992	28,66	140 Schweiger, Elisa
26	35	21,70	1,6129	11,5304	25,62	58 Malz, Kerstin
27	12	12,55	0,9562	6,8356	15,19	2 Altmann, Markus
28	2	12,27	0,1630	1,1653	2,59	31 Hubmayer, Otto
29	0	17,60	0,0000	0,0000	0,00	130 Voigt, Jürgen

STANDARD -- Overall Stage Results**SPRING BREAK 2006 Level III**

Printed April 23, 2006 at 19:45


**Stage 12 -- Halle M handle right**

	PTS	TIME	HIT FACTOR	STAGE POINTS	STAGE PERCENT	COMPETITOR # Name
1	42	9,35	4,4920	45,0000	100,00	39 Kneringer, Mario
2	35	8,39	4,1716	41,7908	92,87	23 Gerstenberg, Ralf
3	43	10,91	3,9413	39,4838	87,74	57 Madsen, Bo Stampe
4	35	9,72	3,6008	36,0725	80,16	5 Backstrom, Mats O.
5	40	11,22	3,5651	35,7143	79,37	116 Piwonski, Knut
6	37	10,70	3,4579	34,6412	76,98	17 Depta, Alexander
7	41	13,08	3,1346	31,4015	69,78	71 Rittig, Claus
8	43	14,89	2,8878	28,9300	64,29	112 Kuse, Jens
9	37	12,82	2,8861	28,9127	64,25	44 Koeppendoerfer, Peter
10	31	12,26	2,5285	25,3306	56,29	115 Marten, Bernd
11	39	15,58	2,5032	25,0768	55,73	64 Niedermeyer, Andreas
12	42	17,62	2,3837	23,8791	53,06	87 Terving, Armin
13	41	17,36	2,3618	23,6597	52,58	54 Lozinski, Pavel
14	39	16,92	2,3050	23,0908	51,31	126 Stettisch, Rainer
15	39	17,37	2,2453	22,4926	49,98	13 Bressous, Andreas
16	16	7,18	2,2284	22,3239	49,61	16 Damm, Oliver
17	39	18,12	2,1523	21,5616	47,91	96 Wiedemann, Kerstin
18	33	15,76	2,0939	20,9765	46,61	68 Rauch, Richard
19	27	13,03	2,0721	20,7584	46,13	51 Lilienthal, Sören
20	43	21,00	2,0476	20,5128	45,58	125 Soukup, Jan
21	18	8,97	2,0067	20,1027	44,67	52 Lindberg, Henrik
22	33	16,69	1,9772	19,8076	44,02	62 Mizuro, Maciej
23	25	12,80	1,9531	19,5661	43,48	29 Hagemann, Lars
24	29	15,10	1,9205	19,2396	42,75	48 Laukes, Karl
25	25	13,36	1,8713	18,7460	41,66	75 Schieck, Peter
26	27	14,50	1,8621	18,6539	41,45	84 Soedergren, Tine
27	15	8,10	1,8519	18,5516	41,23	136 Ksycki, Andre
28	36	20,59	1,7484	17,5154	38,92	106 Hartmann, Axel
29	27	17,42	1,5499	15,5271	34,50	95 Westerdorf, Petra
30	19	12,54	1,5152	15,1786	33,73	105 Fritsche, Lutz
31	24	18,42	1,3029	13,0526	29,01	90 Uhlig, Matthias
32	24	20,50	1,1707	11,7282	26,06	139 Haermand, Renate
33	16	14,50	1,1034	11,0542	24,56	22 Gerstenberg, David
34	12	12,08	0,9934	9,9515	22,11	12 Bonde, Thorben
35	27	27,26	0,9905	9,9223	22,05	91 Vaupel, Cora
36	20	26,37	0,7584	7,5979	16,88	36 Glas, Anton
37	15	20,86	0,7191	7,2036	16,01	1 Albrecht, Mario
38	12	17,51	0,6853	6,8655	15,26	45 Krüger, Karl-Heinz
39	8	15,56	0,5141	5,1506	11,45	3 Andriopoulos, Vasili
40	6	11,91	0,5038	5,0468	11,22	111 Kühn, Ragnar
41	5	12,57	0,3978	3,9848	8,86	43 Kolakowski, Jan
42	0	13,61	0,0000	0,0000	0,00	60 Meyer, Heinz
43	0	8,99	0,0000	0,0000	0,00	34 Jensen, Ralf K.
44	0	33,79	0,0000	0,0000	0,00	35 Kazmierczak, Aga
45	0	13,55	0,0000	0,0000	0,00	94 Waschkawitz, Lars
46	0	17,31	0,0000	0,0000	0,00	65 Pantzer, Bernd

STANDARD -- Overall Stage Results

SPRING BREAK 2006 Level III

Printed April 23, 2006 at 19:45



Stage 12 -- Halle M handle right

	PTS	TIME	HIT FACTOR	STAGE POINTS	STAGE PERCENT	COMPETITOR # Name
47	0	15,21	0,0000	0,0000	0,00	83 Slama, Claus
48	0	32,48	0,0000	0,0000	0,00	38 Klingberg, Anja
49	0	16,69	0,0000	0,0000	0,00	137 Adomeit, Frank
50	0	17,48	0,0000	0,0000	0,00	25 Gruenaug, Gerd
51	0	10,13	0,0000	0,0000	0,00	41 Koch, Jorgen
52	0	11,19	0,0000	0,0000	0,00	7 Beier, Peter

PRODUCTION -- Overall Stage Results**SPRING BREAK 2006 Level III**

Printed April 23, 2006 at 19:45

**Stage 12 -- Halle M handle right**

	PTS	TIME	HIT FACTOR	STAGE POINTS	STAGE PERCENT	COMPETITOR # Name
1	37	8,77	4,2189	45,0000	100,00	20 Eschler, Ronald
2	39	9,65	4,0415	43,1070	95,79	104 Finke, Thorsten
3	43	10,72	4,0112	42,7843	95,08	77 Schmidt, Tino
4	39	9,93	3,9275	41,8915	93,09	138 Koch, Robert
5	43	11,48	3,7456	39,9519	88,78	24 Grigaitis, Mindaugas
6	35	10,25	3,4146	36,4212	80,94	14 Brockmann, Christoph
7	31	9,58	3,2359	34,5149	76,70	134 Braun, Jürgen
8	39	12,76	3,0564	32,6005	72,45	119 Sack, Matthias
9	31	11,53	2,6886	28,6776	63,73	135 Bäther, Richard
10	18	7,53	2,3904	25,4969	56,66	8 Bettermann, Heribert
11	37	15,89	2,3285	24,8364	55,19	26 Grzelka, Krzysztop
12	37	16,20	2,2840	24,3611	54,14	86 Stolba, Daniel
13	39	18,18	2,1452	22,8813	50,85	18 Egerer, Michael
14	35	17,21	2,0337	21,6919	48,20	21 Forster, Stefan
15	39	19,72	1,9777	21,0944	46,88	40 Knust, Dieter
16	22	11,65	1,8884	20,1422	44,76	27 Grzelka, Zbigniew
17	39	20,71	1,8831	20,0861	44,64	4 Bach, Mads
18	26	14,14	1,8388	19,6126	43,58	59 Maus, Michael
19	35	23,76	1,4731	15,7120	34,92	100 Bowakow, Ludwig
20	20	14,78	1,3532	14,4333	32,07	9 Beyer, Uwe
21	14	10,60	1,3208	14,0875	31,31	56 Madden, Stephen
22	16	14,13	1,1323	12,0778	26,84	79 Schramm, Gabriele
23	12	20,79	0,5772	6,1565	13,68	74 Rombach, Hans
24	7	12,40	0,5645	6,0213	13,38	85 Sokolowski, Leszek
25	10	22,08	0,4529	4,8307	10,73	11 Binder, Jürgen
26	4	11,83	0,3381	3,6065	8,01	50 Lentz, Arne
27	0	11,85	0,0000	0,0000	0,00	61 Minelga, Alfonsas
28	0	13,80	0,0000	0,0000	0,00	103 Dell, Andreas
29	0	27,43	0,0000	0,0000	0,00	113 Lotz, Markus

MODIFIED -- Overall Stage Results

SPRING BREAK 2006 Level III

Printed April 23, 2006 at 19:45



Stage 12 -- Halle M handle right

	PTS	TIME	HIT FACTOR	STAGE POINTS	STAGE PERCENT	COMPETITOR # Name
1	39	12,17	3,2046	45,0000	100,00	110 Klopfer, Olav
2	38	12,45	3,0522	42,8601	95,24	124 Schwichtenberg, Andreas
3	27	10,88	2,4816	34,8476	77,44	76 Schlette, Karsten
4	41	17,26	2,3754	33,3566	74,13	114 Luerssen, Klaus
5	37	21,34	1,7338	24,3470	54,10	66 Piesnack, Reinhardt
6	9	19,35	0,4651	6,5313	14,51	109 Jürgens, Hans Joachim
7	15	34,09	0,4400	6,1788	13,73	42 Cress, Sven

SPRING BREAK 2006 Level III

Printed April 23, 2006 at 19:45



Disqualified Shooters

<u>No.</u>	<u>Name</u>
------------	-------------

33	Jablonski, Arnold
72	Roemer, Jack
101	Schuetz, Michael